



# **CORRUPTION IN UKRAINE 2025: UNDERSTANDING, PERCEPTION, PREVALENCE**

2025

# TABLE OF CONTENTS





Study methods and goals

Indicators of perception of corruption

Corruption experience by sector

Integral indicators



Funded by  
the European Union

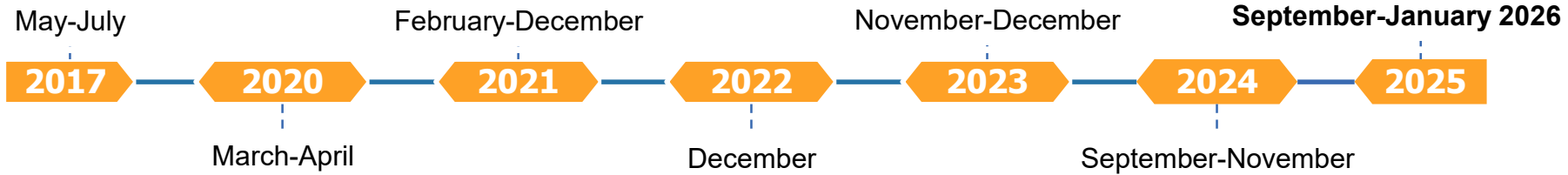


NATIONAL AGENCY  
ON CORRUPTION  
PREVENTION

# STUDY METHODS AND GOALS

---

The study was prepared for National Agency on Corruption Prevention with the support of the EU Anti-Corruption Initiative (EUACI) – the leading anti-corruption support program in Ukraine funded by the EU, co-funded, and implemented by the Ministry of Foreign Affairs of Denmark. The views expressed in the study do not necessarily represent official views of the EUACI, European Union, or the Ministry of Foreign Affairs of Denmark.



### TWO STUDY COMPONENTS IN EACH WAVE

Surveys of the population

Surveys of businesses

#### Specification of each study component

Nationally representative survey

One-on-one interviews

**2025: 24884 interviews + 162 additional interviews\***  
 2024: 2488 interviews  
 2023: 2488 interviews  
 2022: 2646 interviews  
 2021: 2636 interviews  
 2020: 2516 interviews  
 2017: 2585 interviews

\* **Maximum error: ±2 p.p.**

Nationally representative survey

Telephone interviews

**2025: 1203 interviews + 336 additional interviews\***  
 2024: 1206 interviews  
 2023: 1208 interviews  
 2022: 1203 interviews  
 2021: 1224 interviews  
 2020: 1093 interviews  
 2017: 1005 interviews

\*\* **Maximum error: ±3 p.p.**

# MAIN OBJECTIVES OF THE STUDY

The goal of the study is a comprehensive assessment of the situation with corruption in Ukraine in 2025

## Objectives of the study:

- ✓ assessment of the state anti-corruption efforts in Ukraine
- ✓ assessment of the understanding and perception of corruption
- ✓ taking stock of the corruption experience of the population and businesses
- ✓ assessment of the level of prevalence of corrupt practices in the following sectors:

### Surveys of the population

Healthcare (medical services)  
Services of higher education establishments  
Services of educational institutions (primary and secondary education)  
Services of educational institutions (municipal kindergartens)  
Activities of service centers of the Ministry of Internal Affairs  
Activities of administrative service centers (ASCs)  
Social protection of the population

### Surveys of businesses

Taxation  
State regulation and control in the field of economic activity  
Customs matters  
Judicial proceedings  
Public procurement  
Reconstruction (rebuilding) of Ukraine

Services provided by energy companies

Construction and land relations

Ensuring law and order and combating crime



Funded by  
the European Union

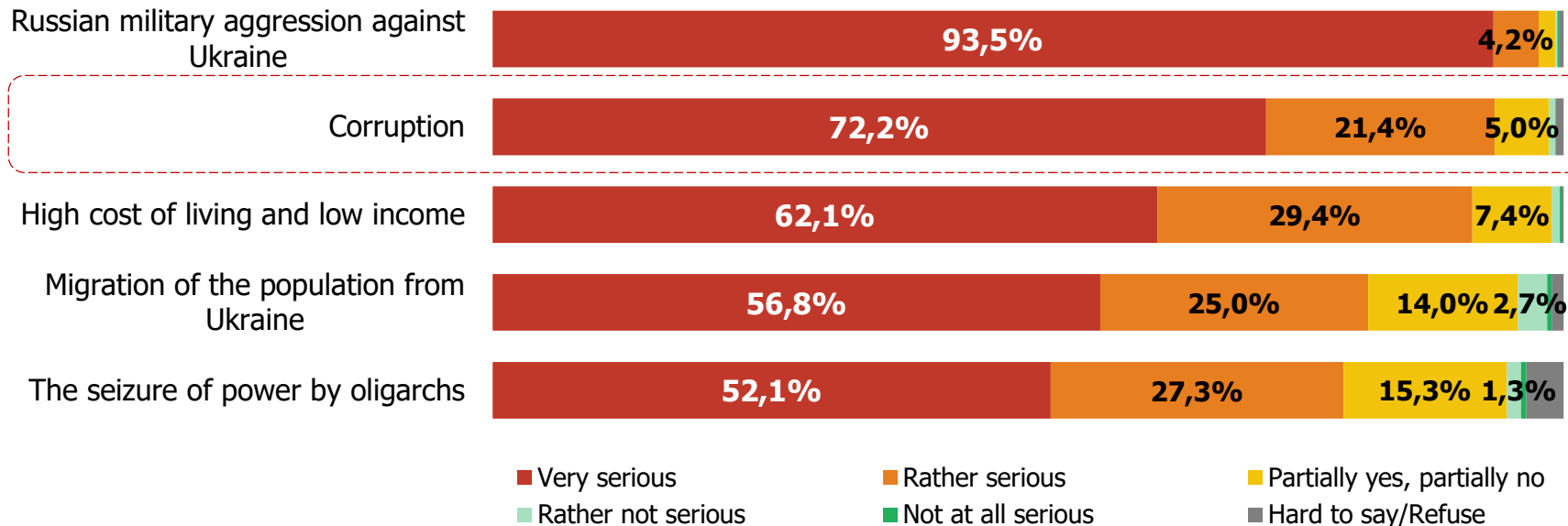


NATIONAL AGENCY  
ON CORRUPTION  
PREVENTION

# INDICATORS OF PERCEPTION OF CORRUPTION

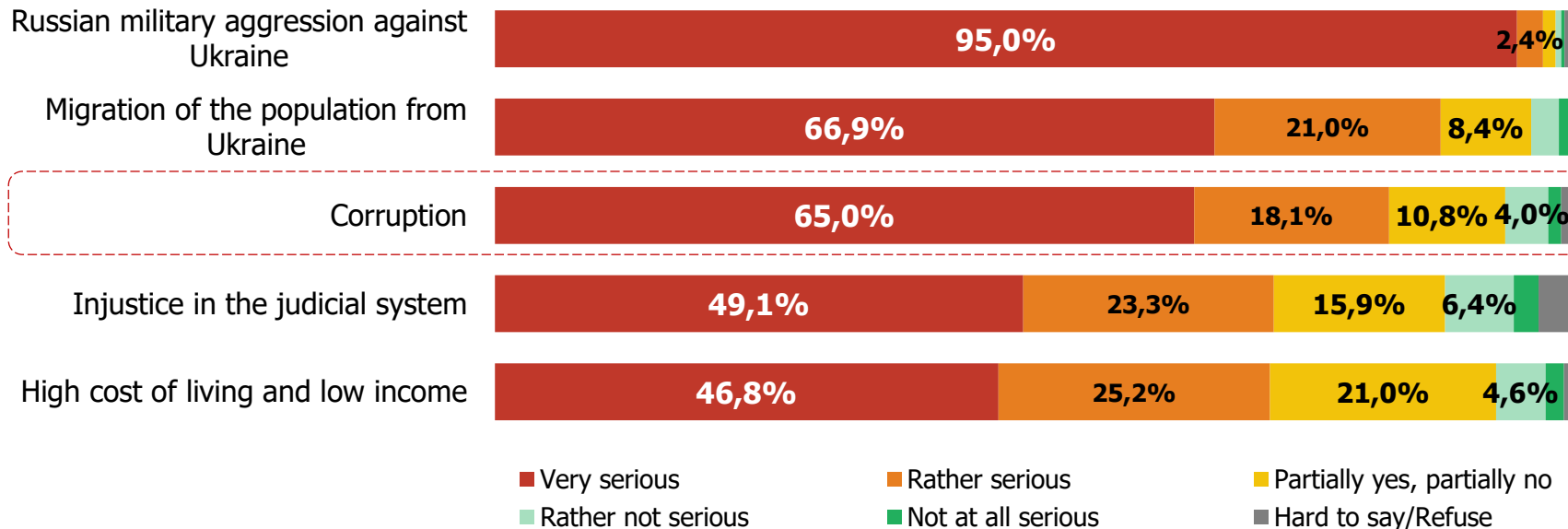
---

## Perception of the major problems of Ukraine — TOP 5 (2025)



**Question:** «How serious do you think the following problems are for Ukraine?»

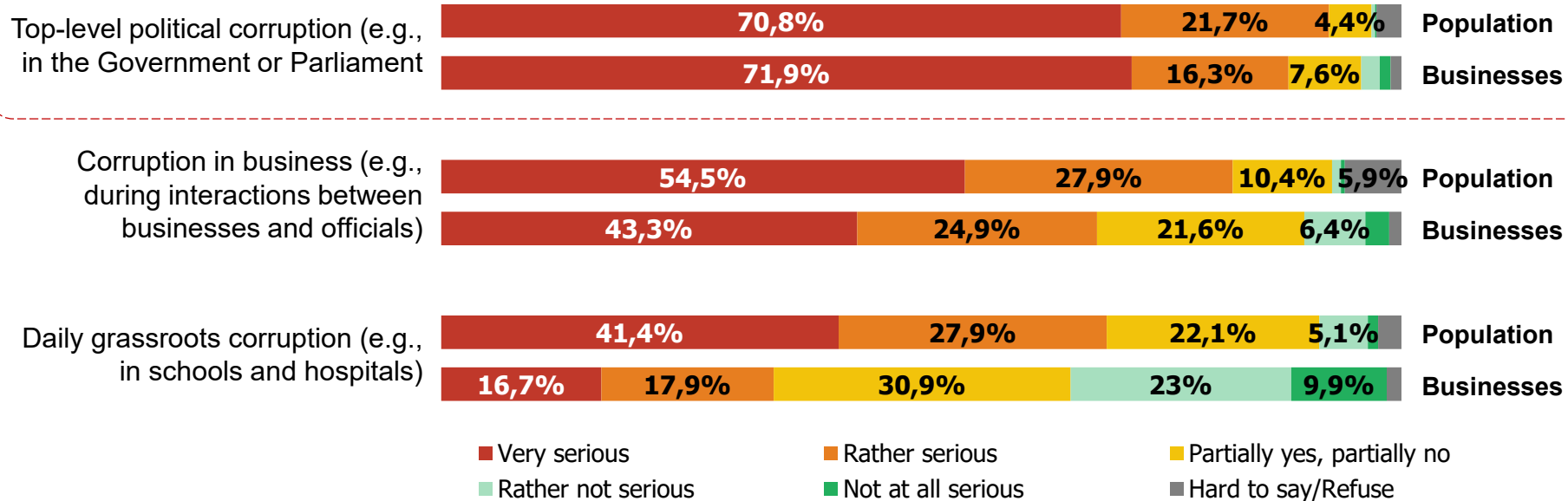
### Perception of the major problems of Ukraine — TOP 5 (2025)



*Question: «How serious do you think the following problems are for Ukraine?»*

# Political corruption remains the most serious type of corruption according to the population and business estimates

## Seriousness of various types of corruption in Ukraine according to the population and businesses

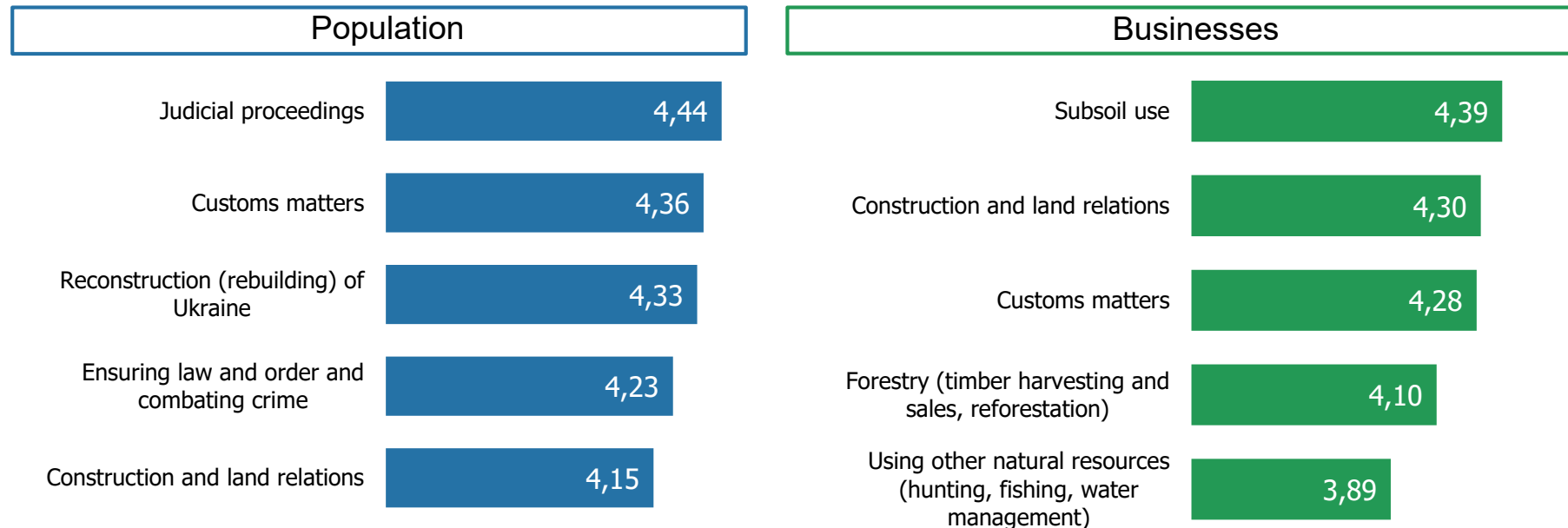


**Question:** «How serious a problem do you think these types of corruption are for Ukraine?»

# The most corrupt sectors according to the population and business

Index of perception of prevalence of corruption, according to assessment by:

(average score on a 5-point scale, where 1 means no corruption and 5 means very prevalent corruption)

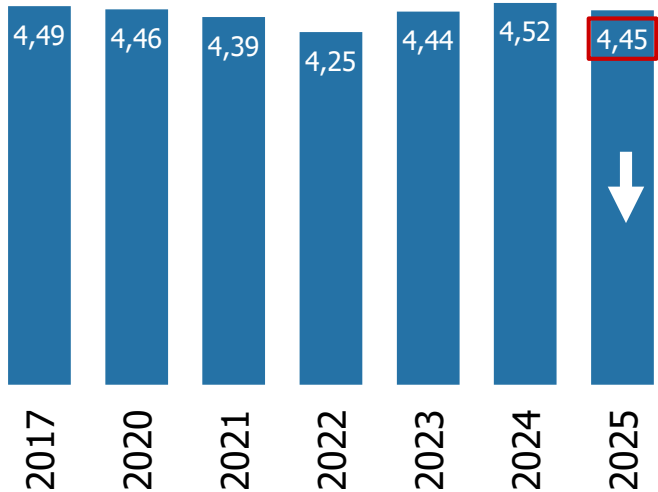


**Question:** «In your opinion, how prevalent is corruption in the following sectors?»

# For the first time since 2022, a decline in the overall index of perceived corruption has been recorded

Index of perception of prevalence of corruption, according to assessment by:  
(average score on a 5-point scale, where 1 means no corruption and 5 means very prevalent corruption)

### Population



### Businesses

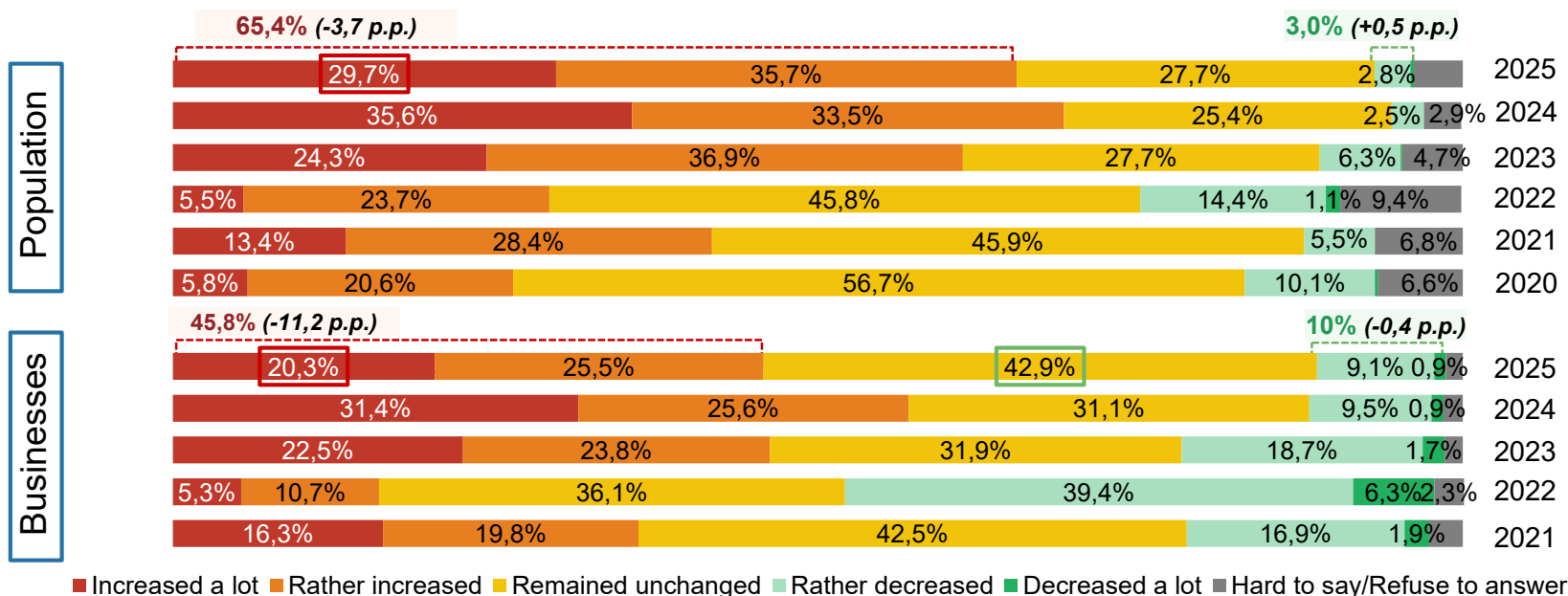


Notably, the index of perception of the prevalence of corruption **in the sector where the surveyed entrepreneurs work is 2,16 points**

Question: "In your opinion, how prevalent is corruption in the following sectors?"

# In 2025, perceptions of rising corruption weakened. Businesses are less pessimistic about the outlook than the general public

Assessment of changes in the level of corruption in Ukraine over the past 12 months among the population and businesses



Question: "In your opinion, how has the level of corruption in Ukraine changed over the past 12 months?"



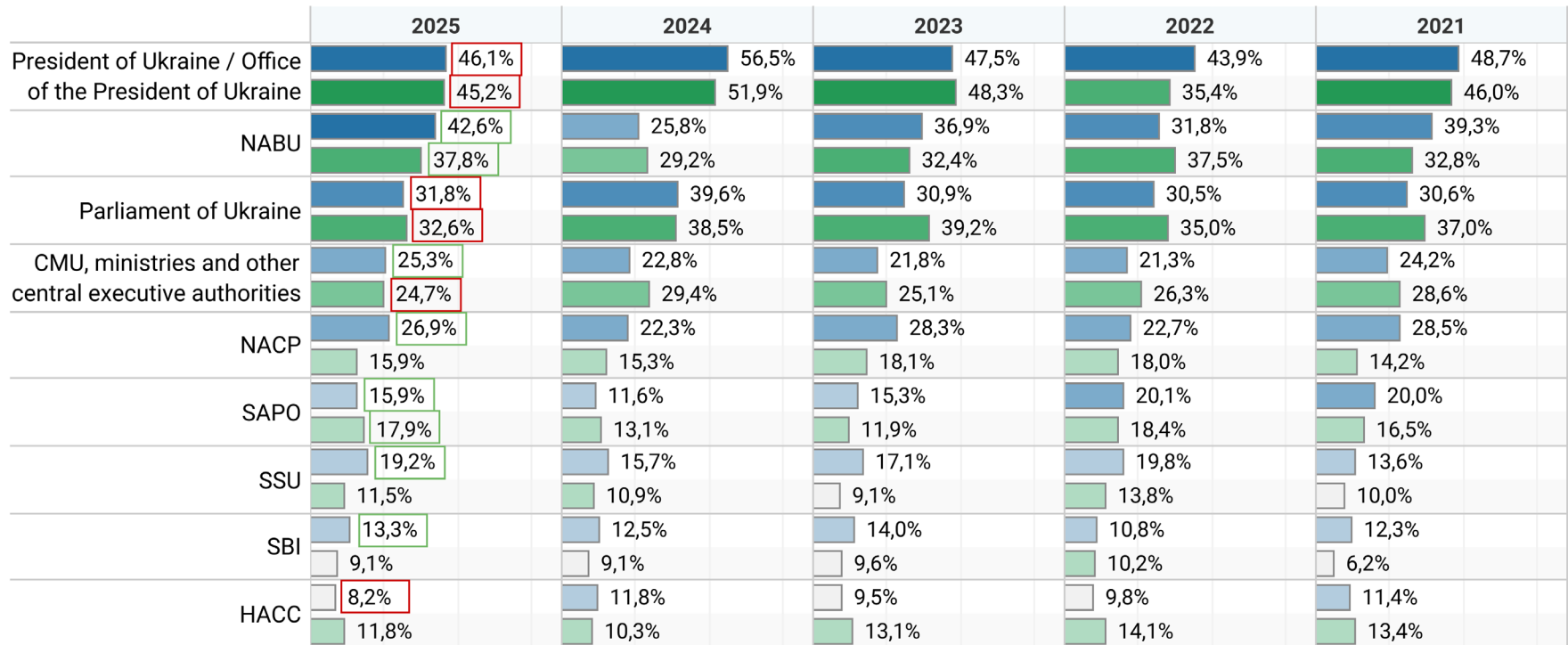
# ASSESSMENT OF ANTI-CORRUPTION EFFORTS

---

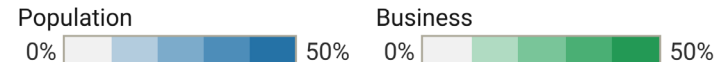


# Expectations regarding the NABU's responsibility for overcoming corruption are growing, while those regarding the President and Parliament are declining

Who is responsible for overcoming corruption in Ukraine, according to the population and businesses:



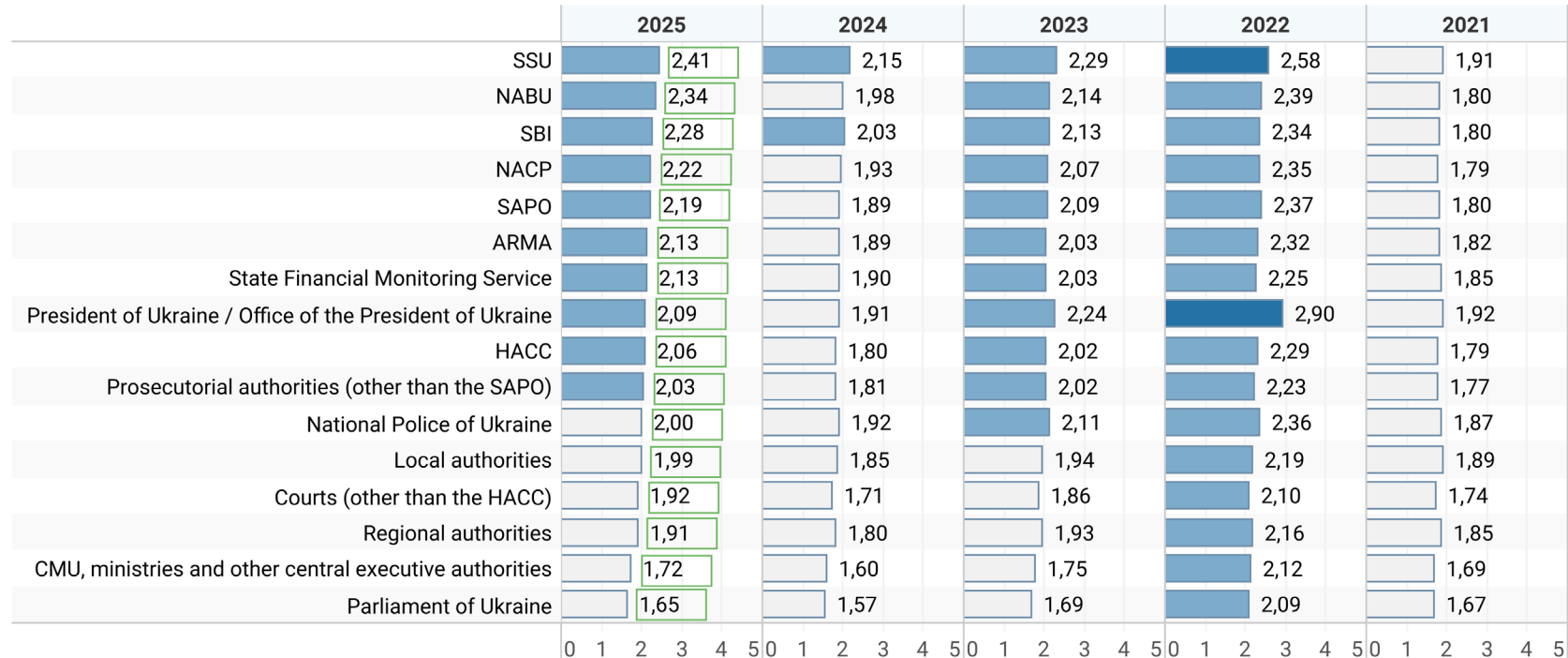
Question: "In your opinion, who is responsible for overcoming corruption in Ukraine?"



# Population: increase in assessments of the effectiveness of anti-corruption activities

## Assessment by the population of the effectiveness of anti-corruption efforts by government agencies

(average score on a 5-point scale, where 1 means that anti-corruption efforts are completely ineffective, and 5 means that they are highly effective)



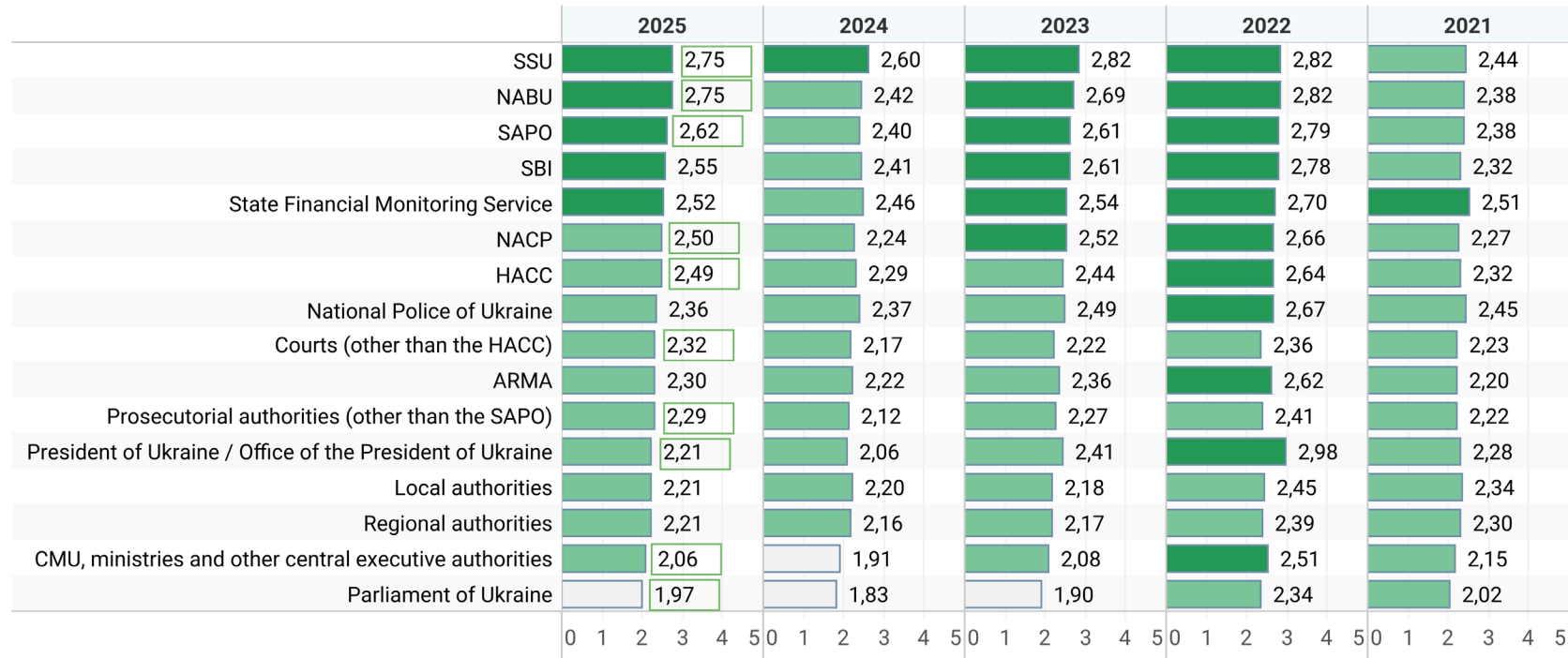
Question: "In your opinion, how effective (efficient) is the anti-corruption activity of the following state bodies?"

1,50 3,00

## Businesses: assessments also increased. Among all anti-corruption agencies, the efforts by the NABU and SAPO received the highest ratings

### Assessment by businesses of the effectiveness of anti-corruption efforts by government agencies

(average score on a 5-point scale, where 1 means that anti-corruption efforts are completely ineffective, and 5 means that they are highly effective)

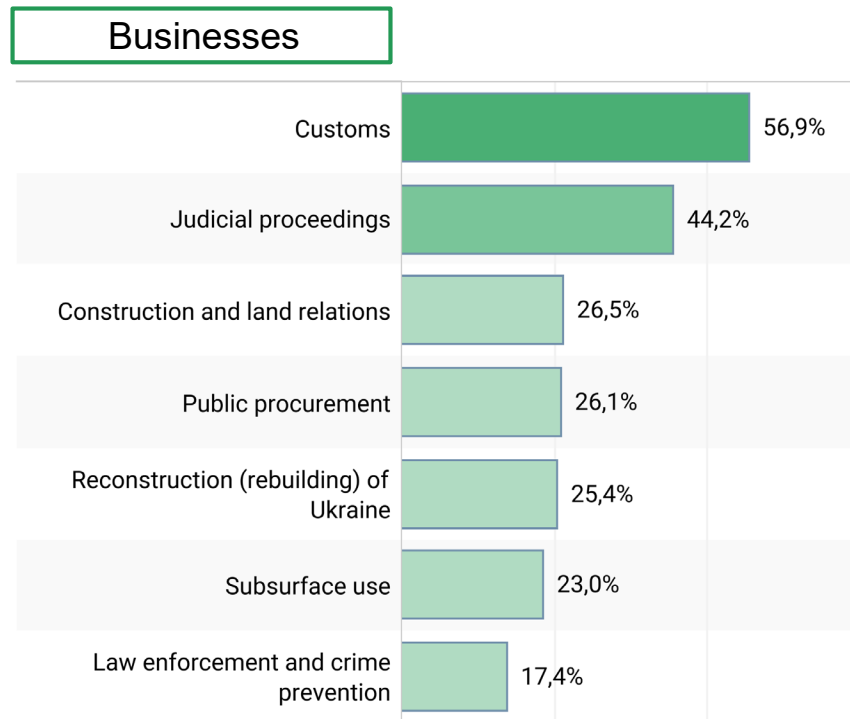
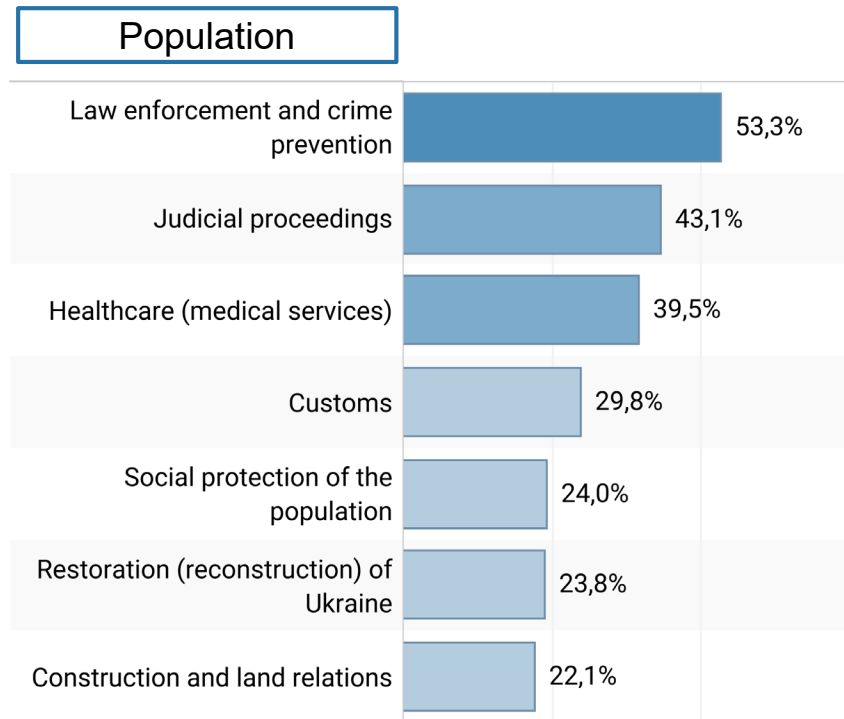


Question: "In your opinion, how effective (efficient) is the anti-corruption activity of the following state bodies?"



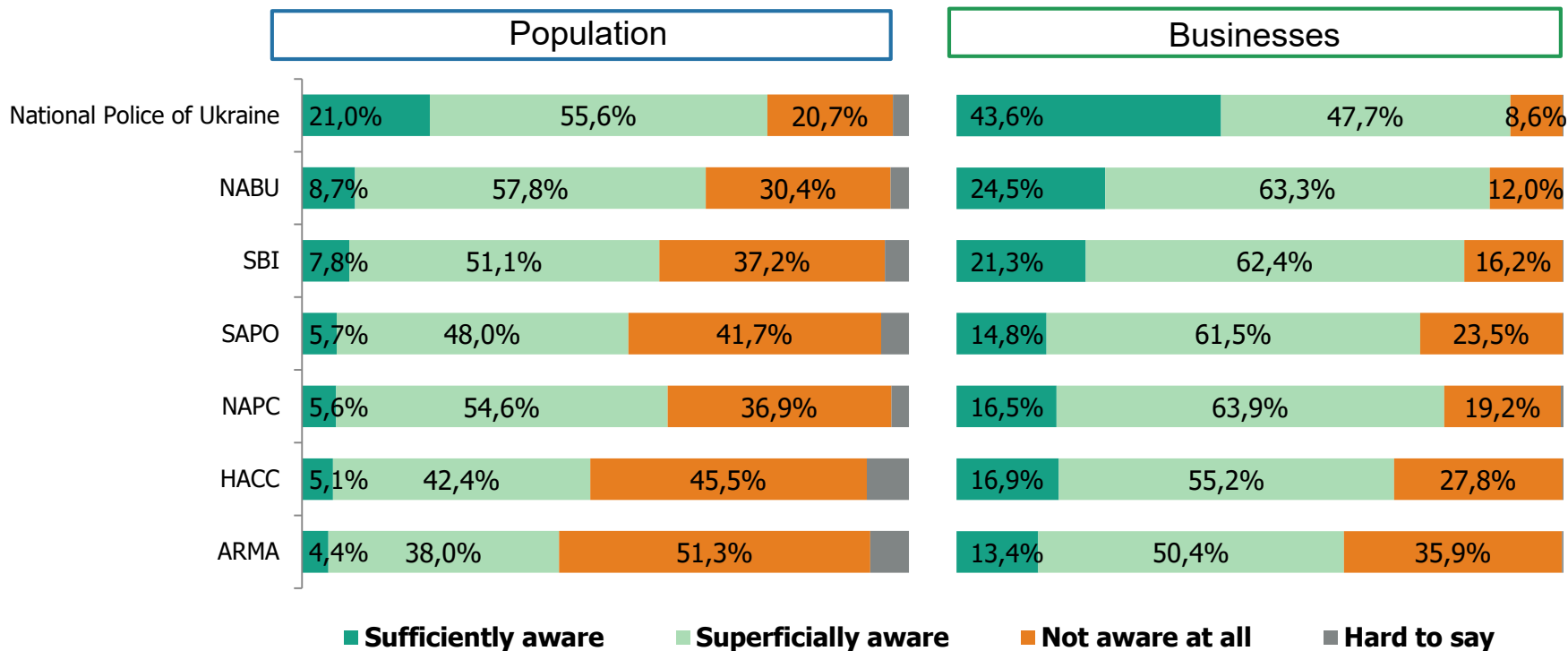
The population considers the fight against corruption in law enforcement agencies to be a priority, while businesses consider it to be a priority in the customs sphere.

TOP 7 priority sectors for eradication of corruption, according to assessments of:



**Question:** "In which areas do you think it is necessary to fight corruption in the first place?"

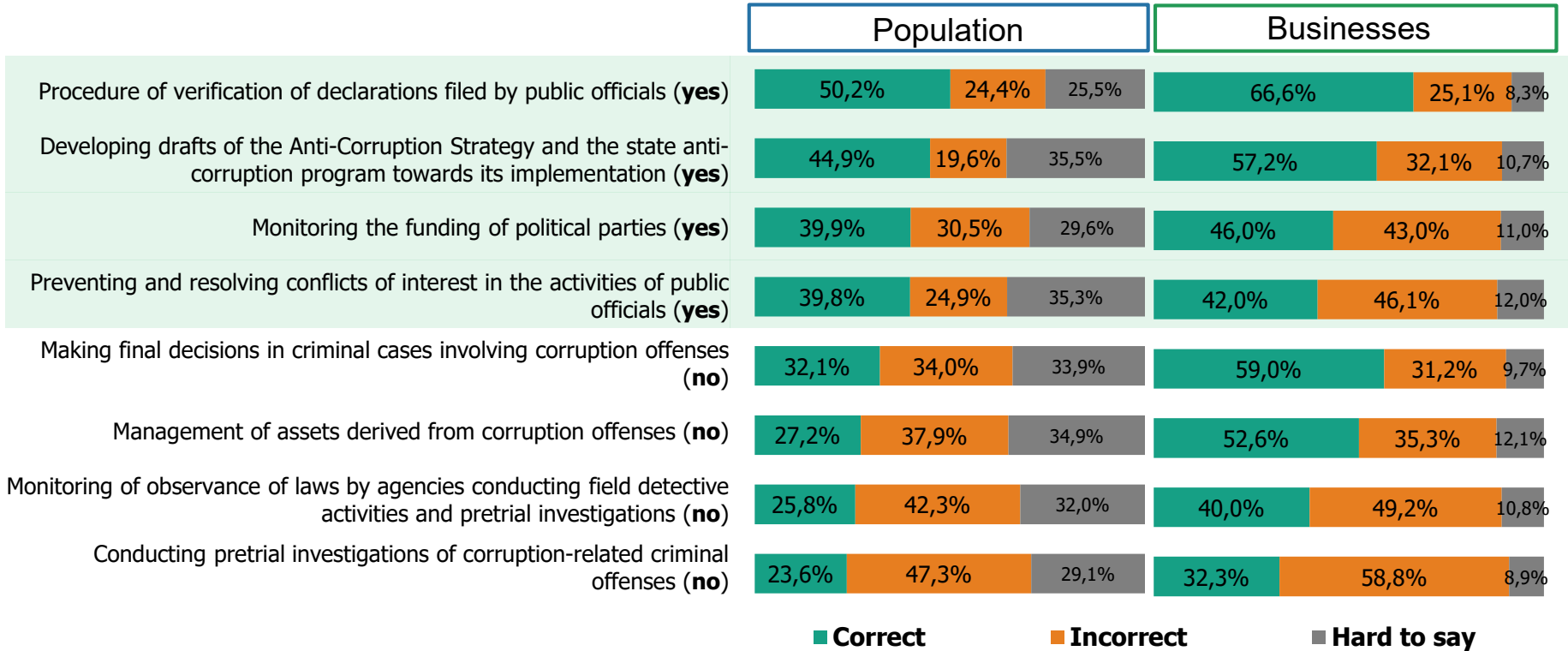
## Businesses are more knowledgeable than the general public about the activities of anti-corruption agencies. Respondents are most familiar with the activities of the police.



**Question:** "To what extent do you consider yourself to be aware of the activities of the following government agencies (institutions)?"

# Awareness of the powers of the NACP

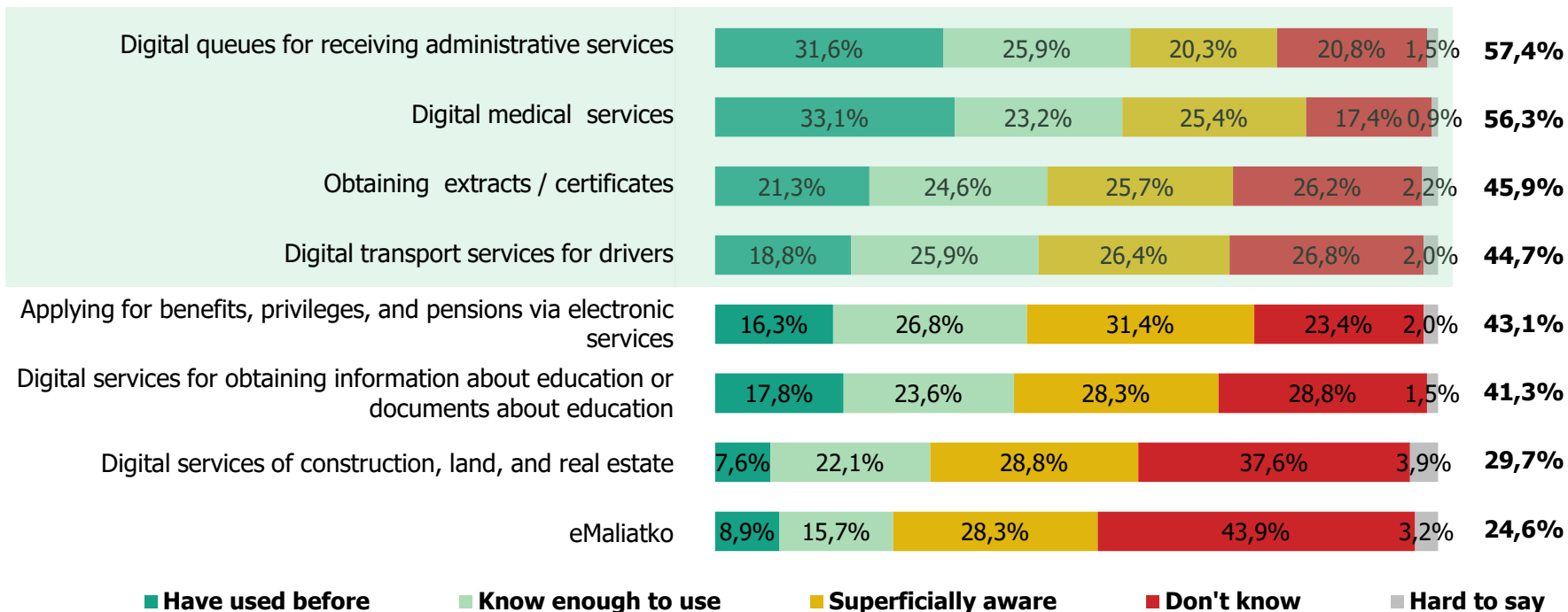
Correct answers to at least 5 out of 8 questions were given by **13,3% of the population and 31,7% of businesses**



Question: "In your opinion, does the National Agency for Prevention of Corruption exercise such powers?"

## Population: growing awareness of electronic services for providing government services

The "**sufficient awareness**" indicator (the average level among all offered services) is – **42,9%** (2024 – 36,1%, 2023 – 29,4%) **Sufficiently aware**




Respondents who either have experience of using such services or have enough knowledge to use them are considered **sufficiently aware** about each service

**Question:** "How well are you aware of such electronic systems for online rendering public services?"

## Business: awareness of electronic services for the provision of public services is higher than among the general population

The **"sufficient awareness"** indicator (the average level among all offered services) is – **60,6%** (2024 – 59,9%, 2023 – 57,2%)

**Sufficiently aware**



Respondents who either have experience of using such services or have enough knowledge to use them are considered **sufficiently aware** about each service

*Question: "How well are you aware of such electronic systems for online rendering public services?"*



# CORRUPTION EXPERIENCE BY SECTOR

---



### Approach 1

**Direct method** (self-assessment) by which respondents determine whether they had any experience with corruption (general question «Have you faced corruption in the past 12 months...?»)

The indicator that is most stable for comparison purposes across different study waves is used as one of the indicators of effectiveness of the state anti-corruption policy

### Approach 2

**Self-assessment** by respondents of their experience with corruption **during interaction/contacts with a specific sector** (answers to a direct question)

It can be used for comparison between different study waves (within each sector)

### Approach 3

Determination of the degree of **prevalence of corrupt practices in sectors** based on the confirmation by respondents that **they faced** certain contact situations showing attributes of **corruption**

This integral indicator (a share of respondents who found themselves in corruption situations\*) depends on the list of corrupt practices offered for assessment

*\*The integral indicator of being in corrupt situations is calculated as the share of respondents who chose any answer other than "No such situation" (we consider the options "Other" or "Refused to answer" to be socially acceptable substitutes for answers about involvement in a corrupt situation).*



In the 2025 study, **additional samples of respondents** were used for specific target groups by sector in order to reduce the margin of error in assessing corruption experience indicators. These samples were formed with the aim of reaching at least 200 respondents who had experience of contact or interaction with the relevant sector.



**Additional samples** were used for those areas where, according to the **results of general sampling**, the number of respondents who had contact with the relevant area was limited. This made it possible to increase the number of observations within individual areas and improve the analytical reliability of assessing corruption experience indicators.



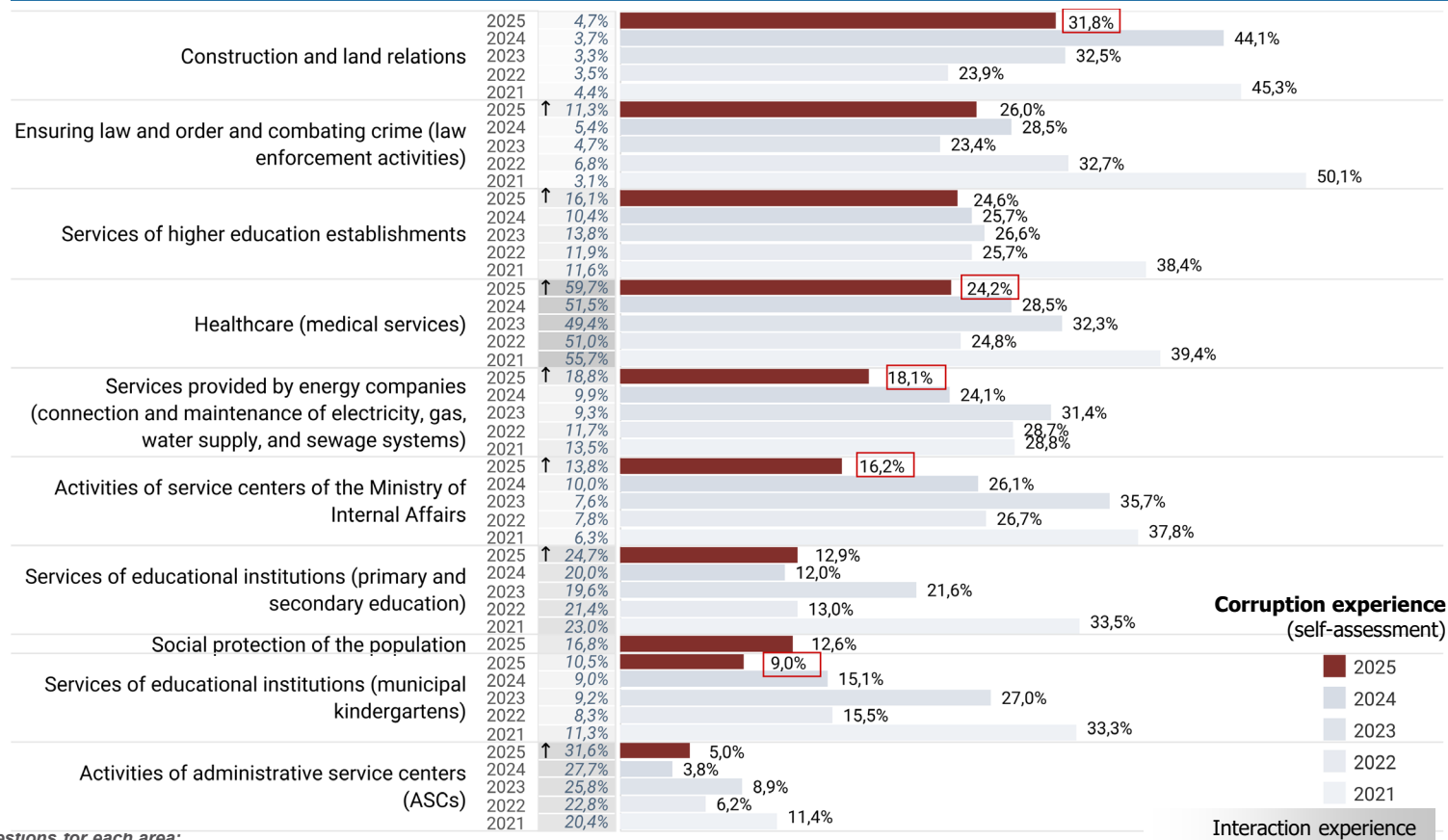
Additional samples were formed taking into account the **characteristics of the relevant target groups** (population and business representatives) who, according to the results of the general survey, interacted with the relevant areas. During the survey of respondents from additional samples, **identical survey tools** were used, as provided for in the research methodology for the relevant sectors.



# CORRUPTION EXPERIENCE OF THE POPULATION

---

# Population: experience of interaction with sectors and corruption experience



Questions for each area:

- "Have you or your family members had to apply to ... (for services...) in the last 12 months?" / "Have you or your family members had to meet (contact) with representatives of ... (on issues...) in the last 12 months?" / "Are you or your family members currently studying or have you studied in the last 12 months in ...".
- "Have you encountered corruption when applying to ... (for services from ...) / meeting (contact) with ... / in institutions ... in the last 12 months - i.e. have you given or been asked to give a bribe, used connections, etc.".

# Population: experience interacting with sectors and corruption experience

Sectors of activity	Of those who had contact with the sector				
	Corruption experience based on self-assessment	Found themselves in corruption situations*	Initiated by visitors	Initiated by officials	Had contact with the sector
Construction and land relations	↓31,8%	↓ 32,4%	8,1%	↓ 24,1%	4,7%
Ensuring law and order and combating crime	26%	24,1%	7,5%	17,6%	↑ 11,3%
Services of higher education establishments	24,6%	27,5%	10,9%	20,0%	↑ 16,1%
Healthcare (medical services)	↓ 24,2%	26,9%	10,6%	↓ 19,4%	↑ 59,7%
Services provided by energy companies	↓18,1%	↓ 15,9%	4,9%	11,3%	↑ 18,8%
Activities of service centers of the Ministry of Internal Affairs	↓16,2%	↓ 17,8%	7,2%	↓11,1%	↑ 13,8%
Services of educational institutions (primary and secondary education)	12,9%	↑ 16,8%	↑ 7,9%	↑ 10,2%	↑ 24,7%
Social protection of the population	12,6%	17,6%	5,1%	13,1%	16,8%
Services of educational institutions (municipal kindergartens)	↓ 9,0%	↓ 12,9%	↑ 7,8%	↓ 6,3%	10,5%
Activities of administrative service centers (ASCs)	5,0%	↑ 6,7%	↓ 1,7%	4,7%	↑ 31,6%

Had contact with the sector

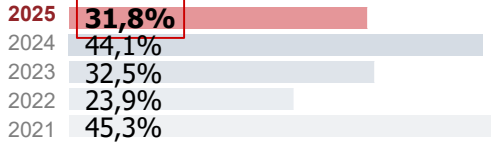
4,7%




# Construction and land relations

## Corruption experience

### Self-assessment




### Found themselves in corruption situations

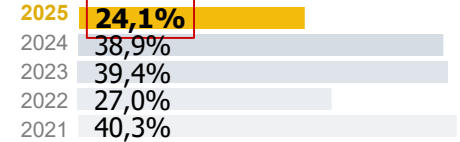


## Initiators of corruption situations

### Visitors



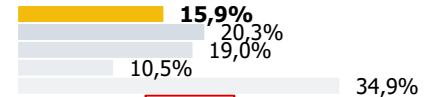
### Officials



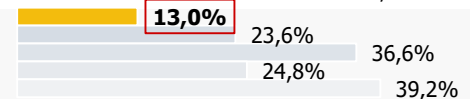
## Made unofficial payments to an official (cash or gifts) or provided services to them in exchange for...

TOP-5 corruption situations

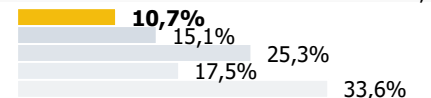
issuance of a permit to develop land management documentation, for approval of such documentation for privatization of a gardening plot



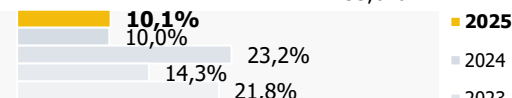
making (approving) a decision on the privatization of (transfer of title to) a gardening plot



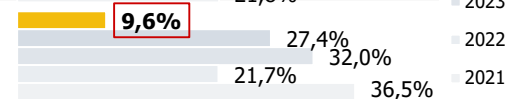
issuance of a permit to develop land management documentation, for approval of such documentation for privatization of a gardening plot



issuance of permits for construction or reconstruction (remodeling) of a private residence (apartment)



registration of a land plot in the State Land Cadaster (including registration of land shares)



**Question** (for those who had contact with the sector, N (main survey) = 118, N (main and supplementary survey) = 225): «Did you encounter corruption when applying for services in construction and land relations over the last 12 months – i.e., did you give or were requested to give a bribe, use connections, etc.?»; «Did you or your family members experience the following situations when applying for services in construction and land relations sector?»

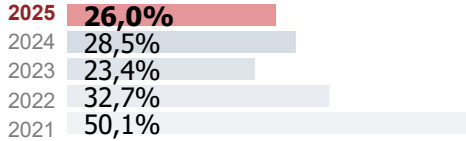
Had contact with the sector



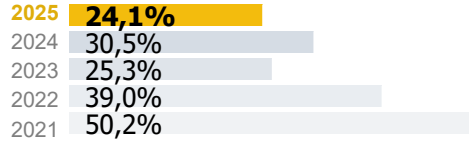
# Ensuring law and order and combating crime

## Corruption experience

### Self-assessment

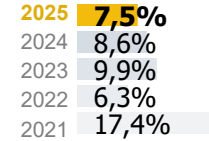


### Found themselves in corruption situations

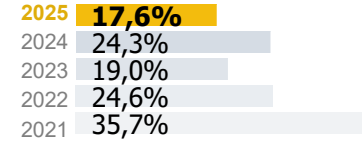


## Initiators of corruption situations

### Visitors



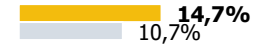
### Officials



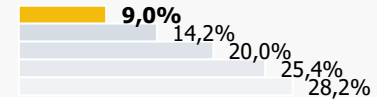
## Made unofficial payments to an official (cash or gifts) or provided services to them...

TOP-5 corruption situations

during the police check of **military registration documents**, avoiding administrative **detention and delivery to the Territorial Recruitment Center**



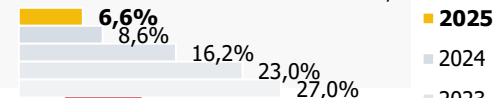
to avoid / mitigate liability for **violations of traffic safety regulations**



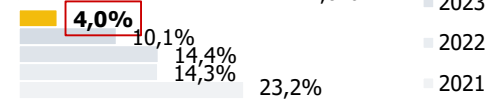
during ID checks by the patrol police at stationary posts



to avoid liability during **police checks of identity documents** or documents granting the right to be in public places, as well as **during a pat-down search**



to avoid / mitigate liability for **an administrative offense committed by you or your relatives** (other than traffic safety violations)



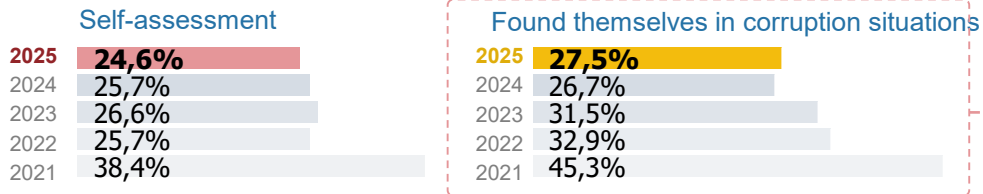
**Question** (for those who had contact with the sector, N (main survey) = 277, N (main and supplementary survey) = 353): «Did you experience corruption when meeting (contacting) law enforcement agencies over the last 12 months – i.e., did you give or were requested to give a bribe, use connections, etc.?»; "Did you or your family members experience the following situations in the time of dealing (contact) with law enforcement agencies or interaction with their representatives?»

Had contact with the sector  
16,1%

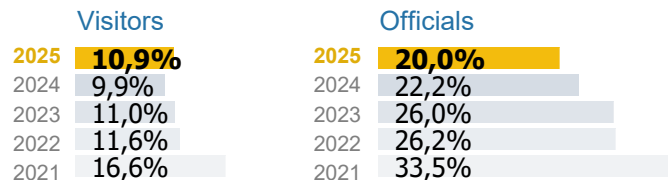


# Services of higher education establishments

## Corruption experience



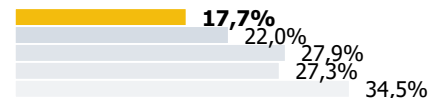
## Initiators of corruption situations



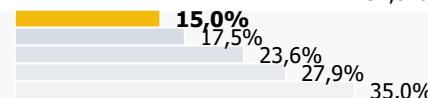
## Made unofficial payments to an official (cash or gifts) or provided services to them...

TOP-5 corruption situations

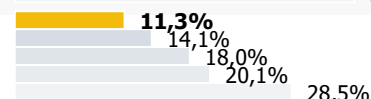
personally to teachers in exchange for a passing grade, exam, higher grade during term examinations, including as a way to secure a stipend



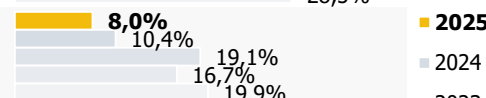
in exchange for the writing and / or defense of master's / bachelor's / term papers, essays, practical, laboratory papers, etc. or purchased such papers from teachers without personally writing them




in exchange for higher grades during periods between term examinations



to administrators in order to secure a room in a dormitory, have living conditions improved, etc.



to teachers or the administration personally when transferring from a contract to a budget form of education, to another specialty/faculty/higher education institution, for changing the form of higher education



**Question** (for those who had contact with the sector, N = 433): «Did you experience corruption in higher education institutions over the last 12 months – i.e., did you give or were requested to give a bribe, use connections, etc.?»; "Did you or your family members experience such situations when studying in these institutions?»

Had contact with the sector

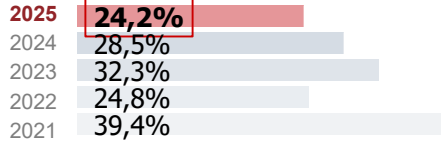
# Healthcare (medical services)

59,7%




## Corruption experience

### Self-assessment




### Found themselves in corruption situations




## Initiators of corruption situations

### Visitors



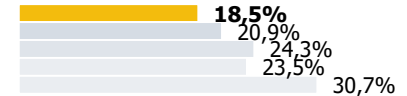
### Officials



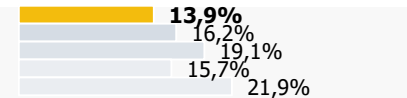
## Made unofficial payments to an official (cash or gifts) or provided services to them...

TOP-5 corruption situations

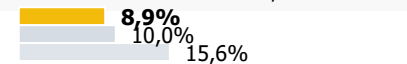
in exchange for medical services involving treatment of a patient or surgery



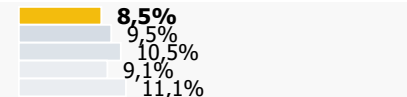
to resolve issues involving the conditions of admission to an inpatient facility




for a patient's receipt of medicines that are on the balance sheet of the medical institution and which the patient has the right to receive



to obtain certificates, certificates, sick leave certificates, extracts, etc., in particular during a medical examination\*



for resolving issues related to obtaining the status (re-examination) of a person with a disability/person with a war-related disability



**Question** (for those who had contact with the sector, N = 1513): «Did you experience corruption in dealing with the state/municipal healthcare institutions (when receiving medical services) over the last 12 months – i.e., did you give or were requested to give a bribe, use connections, etc.?”; “Did you or your family members experience such situations while receiving medical services?»

Had contact with the sector

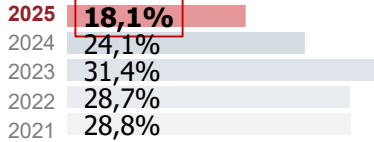
18,8%



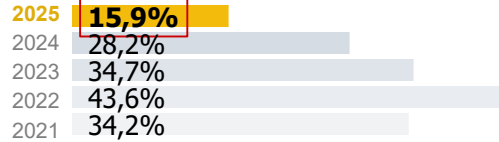
# Services provided by energy companies

## Corruption experience

### Self-assessment

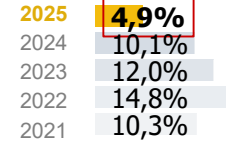


### Found themselves in corruption situations

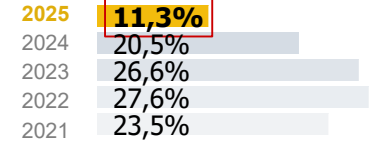


## Initiators of corruption situations

### Visitors

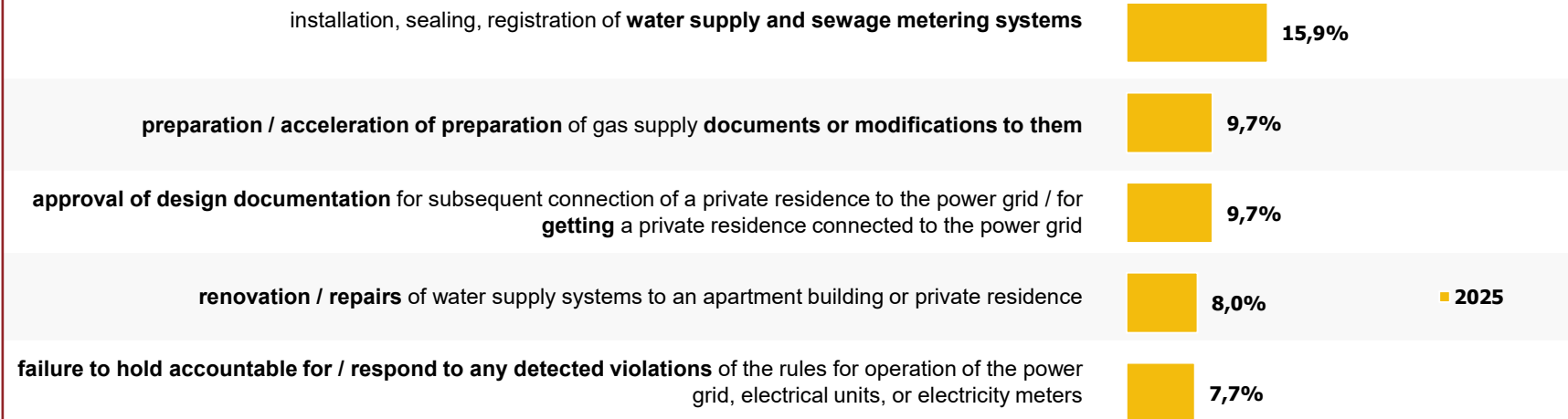


### Officials



## Made unofficial payments to an official (cash or gifts) or provided services to them in exchange for...

TOP-5 corruption situations



**Question** (for those who had contact with the sector, N = 484): «Did you experience corruption when applying for services for connection and maintenance of power, gas, water supply and sewer systems over the last 12 months – i.e., did you give or were requested to give a bribe, use connections, etc.?»

«Did you or your family members experience the following situations while dealing with these companies?»

**Info Sapiens** | Corruption in Ukraine 2025: understanding, perception, prevalence

Had contact with the sector

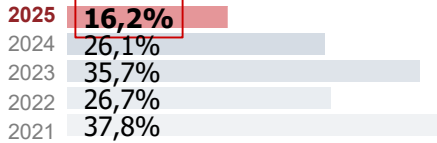
13,8%



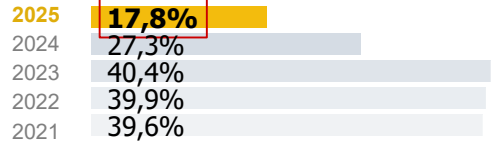
# Activities of service centers of the Ministry of Internal Affairs

## Corruption experience

### Self-assessment




### Found themselves in corruption situations




## Initiators of corruption situations

### Visitors

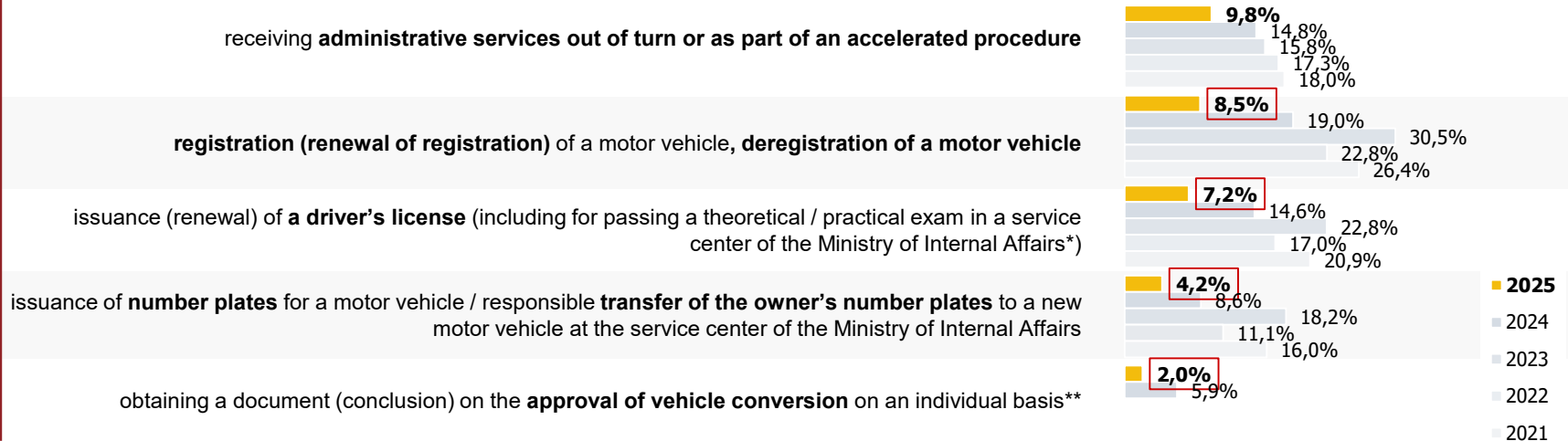


### Officials



## Made unofficial payments to an official (cash or gifts) or provided services to them in exchange for...

TOP-5 corruption situations



**Question** (for those who had contact with the sector, N = 322): «Did you experience corruption when contacting MIA service centers over the last 12 months – i.e., did you give or were requested to give a bribe, use connections, etc.?»; «Did you or your family members experience the following situations while dealing with MIA service centers?» (former Inter-District Department for Motor Vehicle Registration and Driver Licensing) ?»

# Services of educational institutions (primary and secondary education)

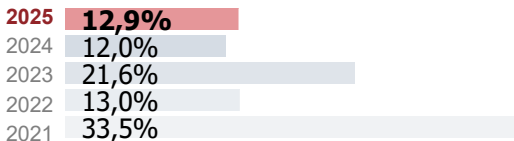
Had contact with the sector

24,7%

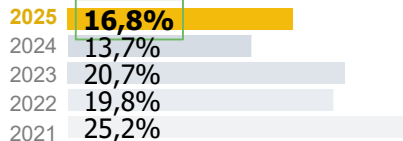


## Corruption experience

### Self-assessment

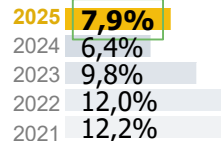


### Found themselves in corruption situations




## Initiators of corruption situations

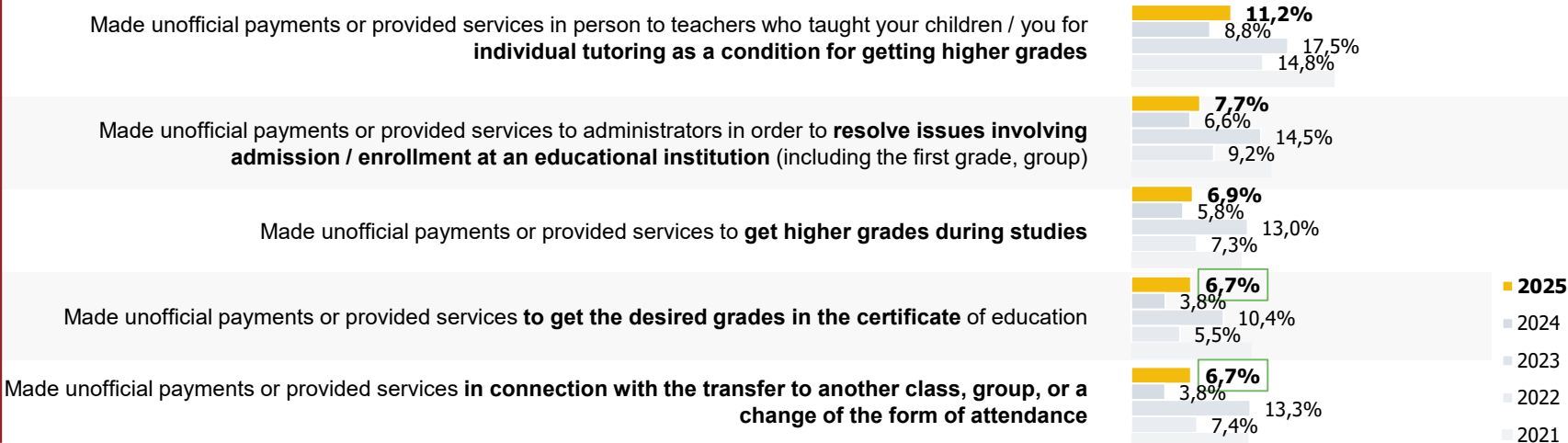
### Visitors



### Officials



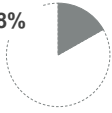
## Corruption situations



**Question** (for those who had contact with the sector, N = 672): «Did you experience corruption in elementary and secondary education institutions over the last 12 months – i.e., did you give or were requested to give a bribe, use connections, etc.?»; "Did you or your family members experience the following situations in connection with studying in these institutions?"

Had contact with the sector

16,8%



# Social protection of the population

## Corruption experience

### Self-assessment

2025 **12,6%**

### Found themselves in corruption situations

2025 **17,6%**

## Initiators of corruption situations

### Visitors

2025 **5,1%**

### Officials

2025 **13,1%**

## Made unofficial payments to an official (cash or gifts) or provided services to them in exchange for...

TOP-5 corruption situations

**appointment/recalculation of pensions**, calculation of insurance experience, or resolution of other issues related to **pension provision** **8,7%**

**appointment/recalculation of subsidies, benefits** (for payment of housing and communal services, purchase of firewood/gas, rental of housing, etc.) **7,3%**

registration/assignment of status, pensions, social assistance, etc. **to persons and children with disabilities** **6,8%**

receiving **humanitarian aid from the state** **5,4%** **2025**

granting the **status of a person with a disability, war veteran, person with a war-related disability**, or registration/appointment of pensions, benefits, use of privileges **5,1%**

**Question** (for those who had contact with the sector, N = 391): «Did you experience corruption when contacting state bodies/institutions to obtain social protection services during the last 12 months—i.e., did you give or were you asked for a bribe, use connections, etc.? " Did you or your family members experience the following situations when contacting state bodies/institutions to obtain social protection services?»

Had contact with the sector  
10,5%




# Services of educational institutions (municipal kindergartens)

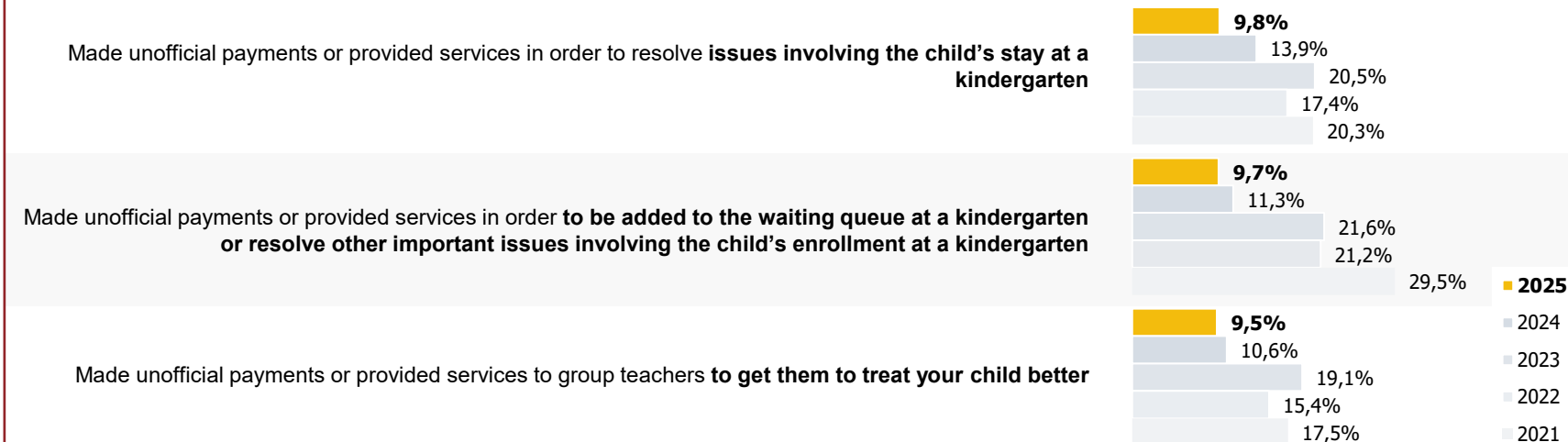
## Corruption experience



## Initiators of corruption situations



Corruption situations



**Question** (for those who had contact with the sector, N = 275): «Did you experience corruption in kindergartens over the last 12 months – i.e., did you give or were requested to give a bribe, use connections, etc.?»; "Did you or your family members experience the following situations while attending these institutions?"

Had contact with the sector


31,6%



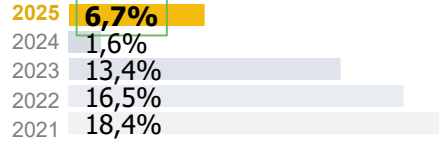
# Activities of administrative service centers (ASCs)

## Corruption experience

### Self-assessment

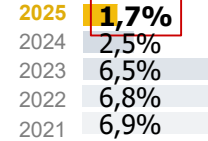


### Found themselves in corruption situations




## Initiators of corruption situations

### Visitors



### Officials



## Made unofficial payments to an official (cash or gifts) or provided services to them in exchange for...

TOP-5 corruption situations



**Question** (for those who had contact with the sector, N = 808): «Did you encounter corruption when applying to administrative service centers (ASCs) over the last 12 months – i.e., did you give or were requested to give a bribe, use connections, etc.?»; “Did you or your family members experience such situations when applying to administrative service centers (ASCs)?»



Funded by  
the European Union

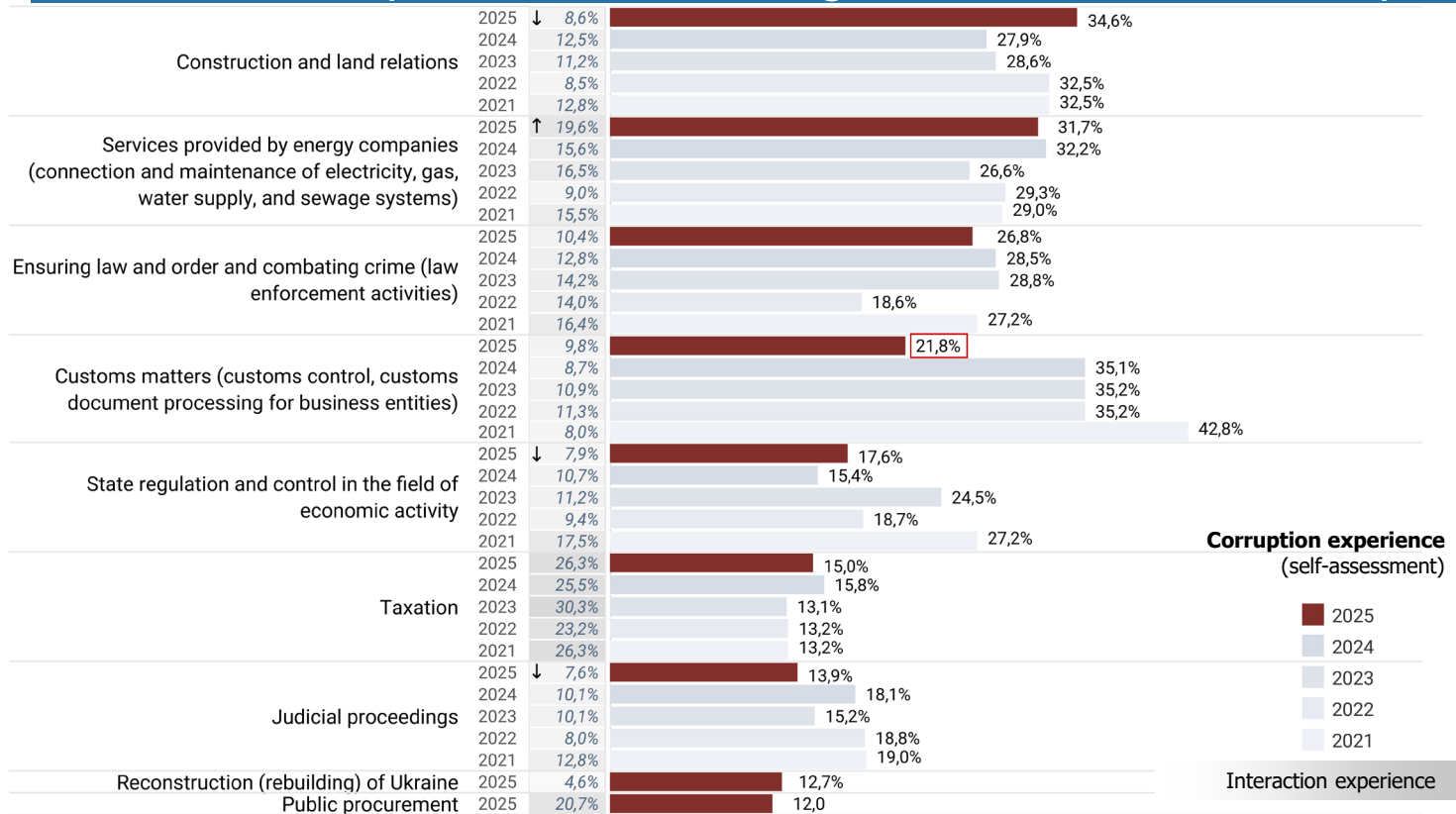


# CORRUPTION EXPERIENCE OF BUSINESSES


---



# Businesses: experience interacting with sectors and corruption experience



**Corruption experience**  
(self-assessment)



**Interaction experience**

## Questions for each area:

- (1) "Did you (as a manager/representative of the enterprise)/your enterprise have to apply to ... for services... in the last 12 months?" / ("... meet (contact) with representatives of ... authorities ... on issues related to the activities of your enterprise?") ("...participate in public procurement?")
- (2) "Have you (as a manager/representative of an enterprise) encountered corruption when applying to ... for services from (in) .... in the last 12 months - i.e. have you given or been asked to give a bribe, used your connections, etc.?" ("...when meeting (contacting) representatives of ... authorities) ("...when participating in public procurement...")

# Businesses: experience interacting with sectors and corruption experience

Sectors of activity	Of those who had contact with the sector				
	Corruption experience based on self-assessment	Found themselves in corruption situations*	Initiated by visitors	Initiated by officials	Had contact with the sector
Construction and land relations	34,6%	27,9%	3,2%	19,3%	↓ 8,6%
Services provided by energy companies	31,7%	22,5%	4,5%	15,9%	↑ 19,6%
Ensuring law and order and combating crime	26,8%	27,5%	5,2%	17,1%	10,4%
Customs matters	↓ 21,8%	↓ 19,4%	↓ 2,0%	13,8%	9,8%
State regulation and control in the field of economic activity	17,6%	24,2%	↑ 3,1%	15,9%	↓ 7,9%
Taxation	15,0%	↓ 13,7%	2,6%	8,7%	26,3%
Judicial proceedings	13,9%	↓ 8,8%	0,6%	5,8%	↓ 7,6%
Reconstruction (rebuilding) of Ukraine	12,7%	10,1%	1,5%	7,1%	4,6%
Public procurement	12,0%	13,5%	1,0%	7,8%	20,7%

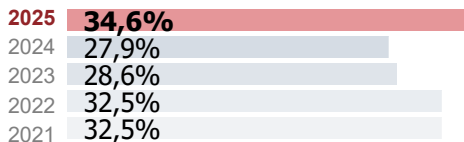
Had contact with the sector  
8,6%



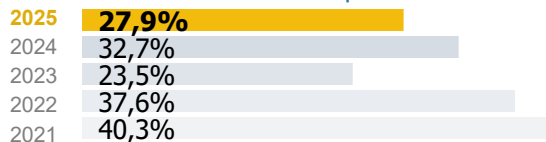
# Construction and land relations

## Corruption experience

### Self-assessment

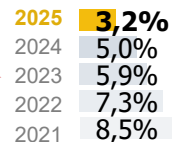


### Found themselves in corruption situations

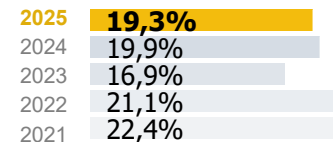


## Initiators of corruption situations

### Visitors

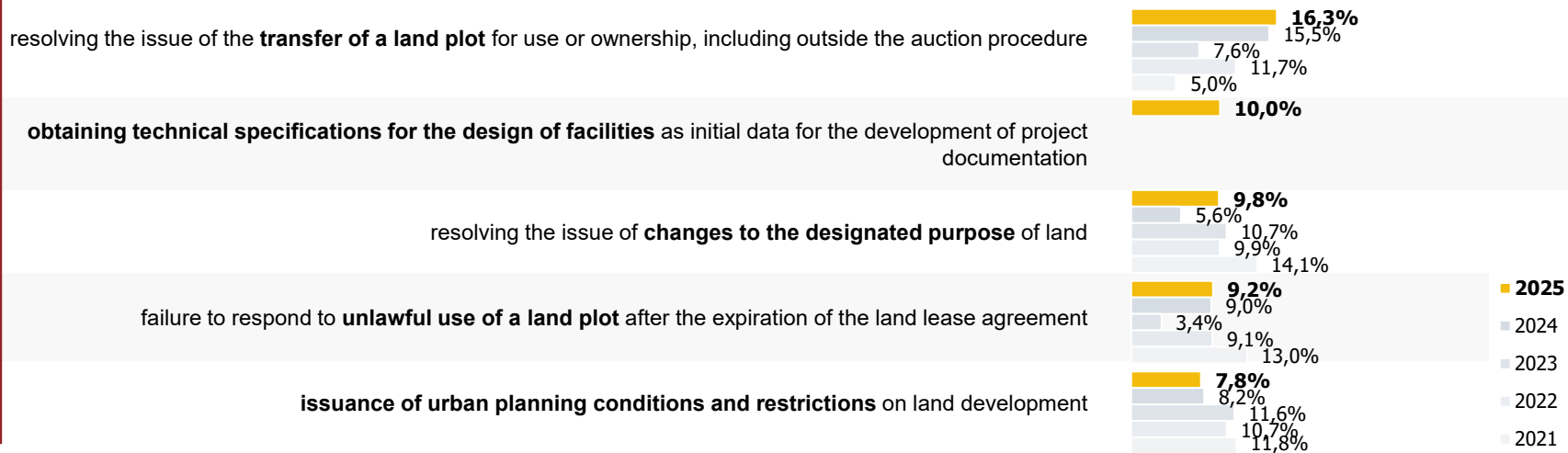


### Officials



## Made unofficial payments to an official (cash or gifts) or provided services to them in exchange for...

TOP-5 corruption situations



**Question** (for those who had contact with the sector, N (main survey) = 108, N (main and supplementary survey) = 197): «Did you (as a company head/representative)/did your company experience corruption when applying for services to construction and land relations sector over the last 12 months – i.e., did you give or were requested to give a bribe, use connections, etc.?»; "Did you/company employees (company representatives) experience such situations when applying for services to construction and land relations sector?"

Had contact with the sector


19,6%




# Services provided by energy companies

## Corruption experience

### Self-assessment

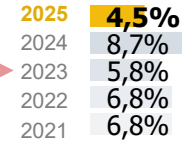


### Found themselves in corruption situations




## Initiators of corruption situations

### Visitors

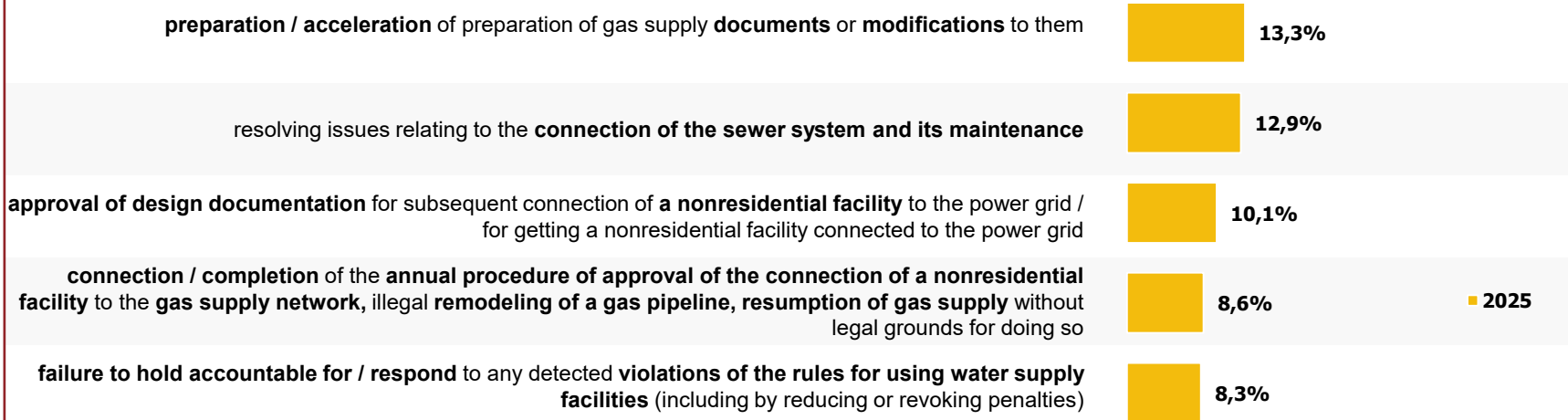


### Officials



## Made unofficial payments to an official (cash or gifts) or provided services to them in exchange for...

TOP-5 corruption situations



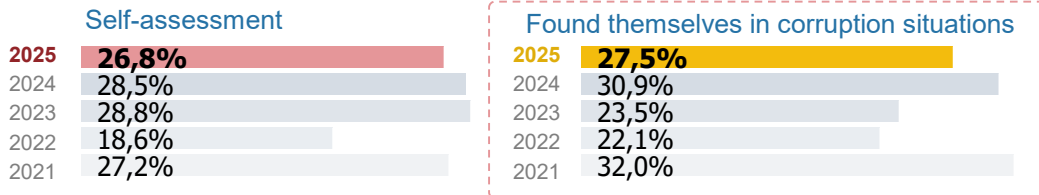
**Question** (for those who had contact with the sector, N = 234): «Did you (as a company head/representative)/did your company encounter corruption when contacting enterprises for services of connection and maintenance of power, gas water supply and water disposal systems over the last 12 months – i.e., did you give or were requested to give a bribe, use connections, etc.?»; "Did you/company employees (company representatives) experience such situations when applying to such enterprises?»

Had contact with the sector  
10,4%

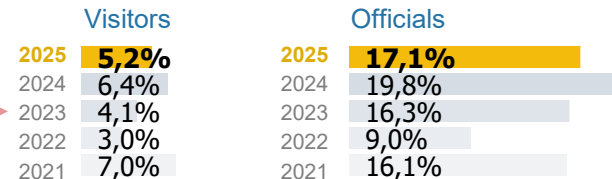


# Ensuring law and order and combating crime

## Corruption experience

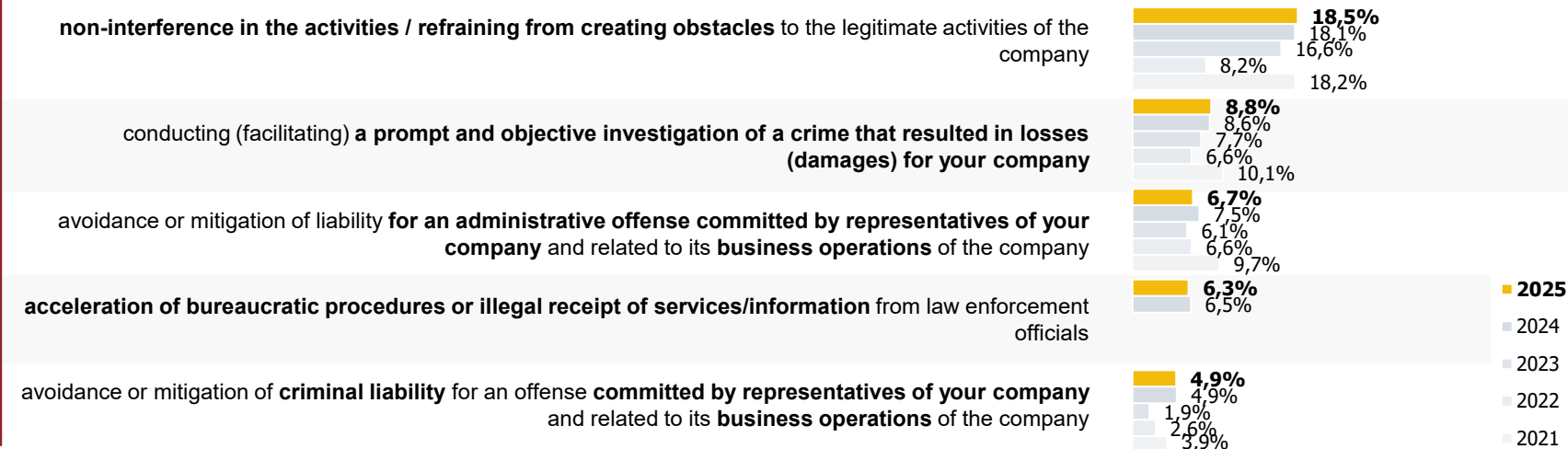


## Initiators of corruption situations



## Made unofficial payments to an official (cash or gifts) or provided services to them in exchange for...

TOP-5 corruption situations



**Question** (for those who had contact with the sector, N (main survey) = 128, N (main and supplementary survey) = 203): «Did you (as a company head/representative)/did your company experience corruption at the time of interaction (contact) with representatives of law enforcement authorities over the last 12 months – i.e., did you give or were requested to give a bribe, use connections, etc.?»; "Did you/company employees (company representatives) experience such situations at the time of interaction (contact) with representatives of law enforcement authorities ?»

Had contact with the sector

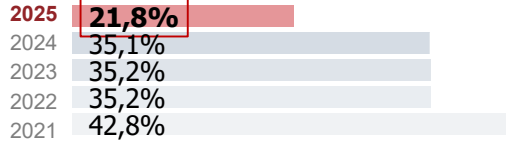
9,8%



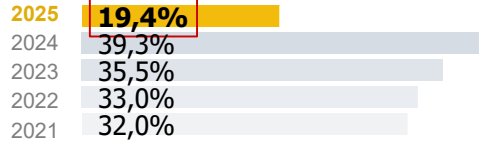
# Customs matters

## Corruption experience

### Self-assessment

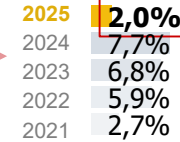


### Found themselves in corruption situations

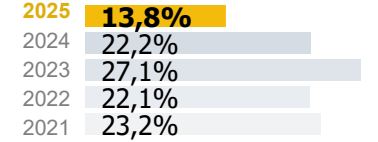


## Initiators of corruption situations

### Visitors



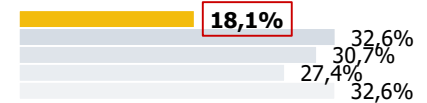
### Officials / інші особи на МИТНИЦІ



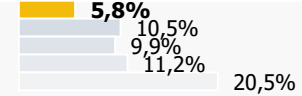
## Made unofficial payments to an official (cash or gifts) or provided services to them in exchange for...

TOP-5 corruption situations

assistance in **customs formalities** or **failure to reflect the actual results** of their passage




**declaring false information** regarding customs value (understatement) and/or code according to the Ukrainian Classification of Goods for Foreign Economic Activity and/or country of origin during customs clearance of goods, vehicles




**regular/long-term assistance** on an ongoing basis with regard to your company's activities when going through customs procedures



**issuing a EUR.1 / EUR-MED certificate** for the transport of goods on the basis of false documents provided to confirm the preferential origin of the goods



**failure** to record the detected **violation of customs rules** during the customs inspection/questioning



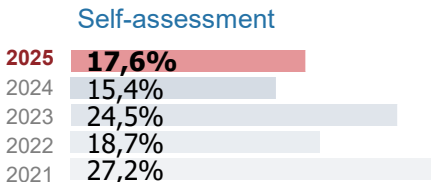
**Question** (for those who had contact with the sector, N (main survey) = 122, N (main and supplementary survey) = 196): «Did you (as a company head/representative)/did your company experience corruption at the time of interaction (contact) with customs officials over the last 12 months – i.e., did you give or were requested to give a bribe, use connections, etc.?»; «Did you/company employees (company representatives) experience such situations at the time of dealing (contact) with customs representatives?»

Had contact with the sector  
7,9%

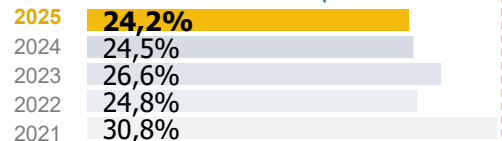


# State regulation and control in the field of economic activity

## Corruption experience




### Found themselves in corruption situations

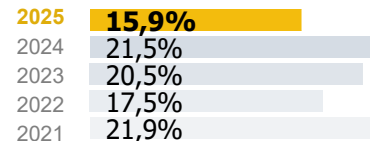


## Initiators of corruption situations

### Visitors



### Officials



## Made unofficial payments to an official (cash or gifts) or provided services to them...

TOP-5 corruption situations

for issuing, conducting licensing (approval) procedures, reissuing **licensing documents** 8,6%

during the **implementation of state supervision/control measures** (conducting inspections, audits, reviews, surveys, etc.) 8,3%

for **issuing, reissuing, renewing a license** or expanding the scope of economic activity by the licensee 6,2%

during **inspections of your company's compliance with licensing requirements**, including during the **preparation of reports** on the results of such inspections, **issuance of orders** to eliminate violations of licensing requirements 6,1% ■ 2025

for **non-application of penalties** to your company in case of failure to comply with orders, instructions, and other regulatory documents of the state supervision/control authority 5,6%

**Question** (for those who had contact with the sector, N (main survey) = 98, N (main and supplementary survey) = 218): «Did you (as a company head/representative)/did your company experience corruption when meeting (contacting) representatives of regulatory authorities over the past 12 months—that is, have you given or been asked for bribes, used connections, etc.? » Did you/company employees (company representatives) experience such situations when meeting (contacting) representatives of regulatory authorities??»


Had contact with the sector  
26,3%




# Taxation

## Corruption experience

### Self-assessment

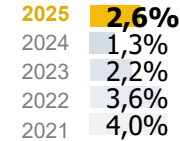


### Found themselves in corruption situations




## Initiators of corruption situations

### Visitors



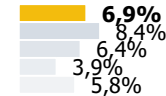
### Officials



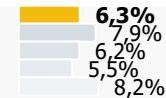
## Made unofficial payments to an official (cash or gifts) or provided services to them in exchange for...

TOP-5 corruption situations

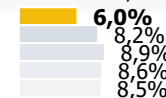
positive results during an audit by representatives of the tax service



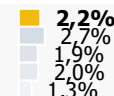
support in tax administration of the company



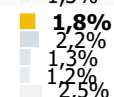
actions and decisions that facilitated a VAT refund to your company (in particular, those related to the registration of tax invoices in the Unified Register of Tax Invoices, exclusion of your company from the list of "risky" companies, conducting an audit to confirm the refund)



failure to document violations discovered during an inspection of employee records (unofficial use of labor by the company)



issuance of permits (including licenses) for the right to sell certain types of goods at retail / wholesale



2025  
2024  
2023  
2022  
2021

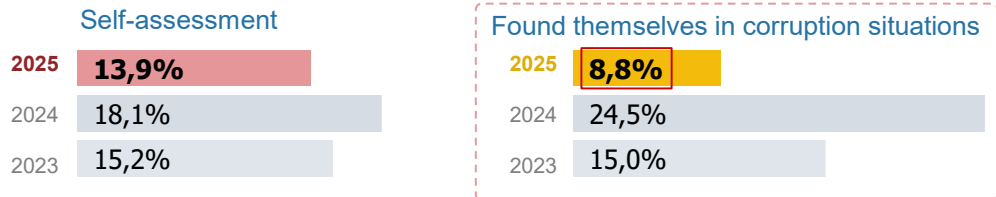
**Question** (for those who had contact with the sector, N = 328): «Did you (as a company head/representative)/did your company experience corruption at the time of interaction (contact) with representatives of tax authorities over the last 12 months – i.e., did you give or were requested to give a bribe, use connections, etc.?»; "Did you/company employees (company representatives) experience such situations at the time of interaction (contact) with representatives of tax authorities?»

Had contact with the sector  
7,6%

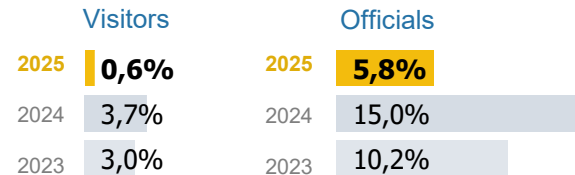


# Judicial proceedings

## Corruption experience

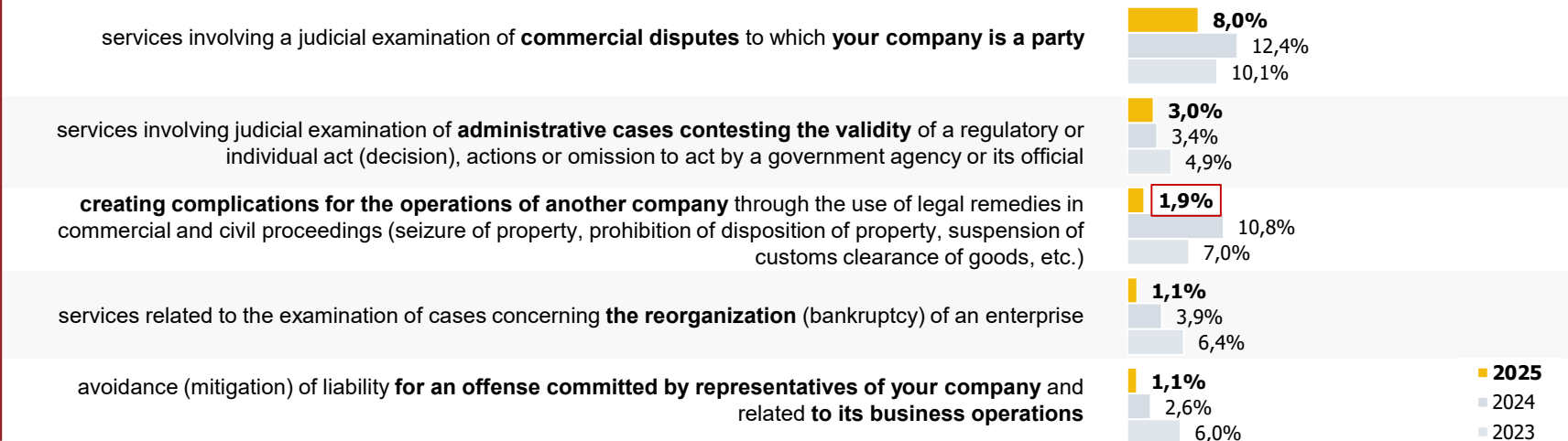


## Initiators of corruption situations



## Made unofficial payments to an official (cash or gifts) or provided services to them in exchange for...

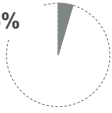
Corruption situations



**Question** (for those who had contact with the sector, N (main survey) = 95, N (main and supplementary survey) = 155): «Did you (as a company head/representative)/did your company experience corruption at the time of interaction (contact) with representatives of judicial or enforcement bodies over the last 12 months – i.e., did you give or were requested to give a bribe, use connections, etc.?». "Did you/company employees (company representatives) experience such situations at the time of interaction (contact) with representatives of judicial or enforcement bodies?»

Had contact with the sector

4,6%



# Reconstruction (rebuilding) of Ukraine

## Corruption experience

### Self-assessment

2025 **12,7%**

### Found themselves in corruption situations

2025 **10,1%**

## Initiators of corruption situations

### Visitors

2025 **1,5%**

### Officials

2025 **7,1%**

## Made unofficial payments to an official (cash or gifts) or provided services to them in exchange for...

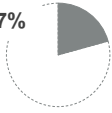
Corruption situations

assistance in selecting your company as the <b>winner in public procurement</b> for the implementation of projects in the field of restoration (reconstruction) of Ukraine	<b>6,9%</b>
<b>conclusion of a direct contract with your company</b> for the purchase of goods/works/services without conducting a competitive procurement procedure in accordance with the requirements of the Law of Ukraine "On Public Procurement"	<b>4,4%</b>
<b>recording the fact of destruction/damage to your company's property</b> as a result of armed aggression by the Russian Federation and/or <b>proving the the cause-and-effect relationship</b> between hostilities and the destruction/damage to property	<b>4,2%</b>
establishing <b>unreasonably inflated prices (costs)</b> for goods/services/works provided by your company during public procurement in the field of restoration (reconstruction) of Ukraine ( <i>it is expected that your company will be the winner of the tender</i> )	<b>3,1%</b>
<b>facilitating cooperation and obtaining funds</b> from ITI, international grants, aid, etc. from international organizations and donors for the implementation of projects for the restoration (reconstruction) of Ukraine, which will be <b>directed towards the restoration/development of your company</b>	<b>2,4%</b>

**Question** (for those who had contact with the sector, N = 55): «Did you (as a company head/representative)/did your company experience corruption when contacting government agencies, institutions, and organizations regarding the reconstruction (rebuilding) of Ukraine or involvement in the restoration (reconstruction) of Ukraine over the past 12 months—that is, have you given or been asked for bribes, used connections, etc.? " Did you/company employees (company representatives) experience such situations when contacting government agencies, institutions, and organizations regarding the restoration (reconstruction) of Ukraine or involvement in the reconstruction (rebuilding) processes of Ukraine?»

Had contact with the sector

20,7%



# Public procurement

## Corruption experience

### Self-assessment

2025 **12,0%**

### Found themselves in corruption situations

2025 **13,5%**

## Initiators of corruption situations

### Visitors

2025 **1,0%**

### Officials

2025 **7,8%**

## Made unofficial payments to an official (cash or gifts) or provided services to them in exchange for...

TOP-5 corruption situations

artificially <b>inflating the expected value or volume</b> of the procurement item in order to subsequently transfer part of the benefit to the customer (“kickback”)	<b>7,7%</b>
establishing <b>discriminatory conditions</b> in the tender documentation, focused on a predetermined participant – your company	<b>7,6%</b>
establishing discriminatory conditions in the draft procurement contract <b>concluded using an electronic catalog</b> , aimed at a predetermined participant – your company	<b>5,2%</b>
concluding a direct contract without proper justification (due to martial law)	<b>4,5%</b>
deliberate <b>artificial fragmentation of the subject</b> of procurement in order to conclude direct contracts	<b>4,2%</b>

*Question (for those who had contact with the sector, N = 252): «Did you (as a company head/representative)/did your company experience corruption when participating in public procurement over the past 12 months—i.e., have you given or been asked for bribes, used connections, etc.? Did you/company employees (company representatives) experience such situations while participating in public procurement over the past 12 months?»*



# INTEGRAL INDICATORS OF THE STATE ANTI- CORRUPTION POLICY



## 5 indicators of the state anti-corruption policy were established

- 1 Share of the population/businesses with a **negative attitude** towards manifestations of corruption
- 2 Share of the population/businesses that had their **own corruption experience**
- 3 Share of the population/businesses capable of exposing corruption
- 4 Share of the population/businesses **approving the activity of corruption whistleblowers**
- 5 Share of the population **aware of the guarantees** of legal protection for whistleblowers

Indicators of the state anti-corruption policy

Indicators of the effectiveness of the system for preventing and combating corruption

# Indicator 1. Share of the population/businesses with a negative attitude towards manifestations of corruption

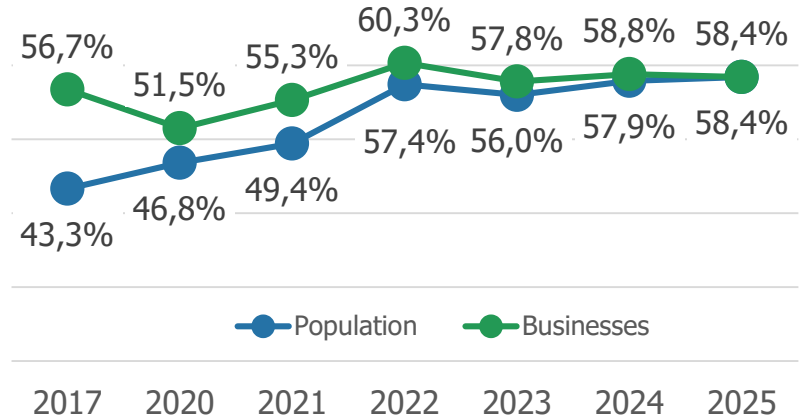
## Method of projected situations: What share of respondents reject the corrupt model of resolution of the situation?

"Picture the following situation. You have applied to a government agency for a certificate that you urgently need to resolve a personal matter (for a business – a matter in the interests of the company). You have been told that it will take 30 days to issue it, but you need it as soon as possible. When you left the office, a random person in the corridor told you that his neighbor (acquaintance) received such a certificate the following day by paying 1,000 hryvnias to the head of the department that issues such certificates. What would you most likely do in such a situation?"

### Answer options:

1. "I will wait for 30 days" ✓
2. "I would pay 1,000 hryvnias, but I don't have the money to do so" ✗
3. "I would look for friends or relatives who would help accelerate the issuance of the certificate" ✗
4. "I would pay 1,000 hryvnias" ✗
5. «I would report corruption to a higher-level institution" ✓
6. "I would file a report with law enforcement agencies" ✓
7. "I would contact the media (report these facts to journalists)" ✓

### Population and businesses: stabilisation in 2023-2025



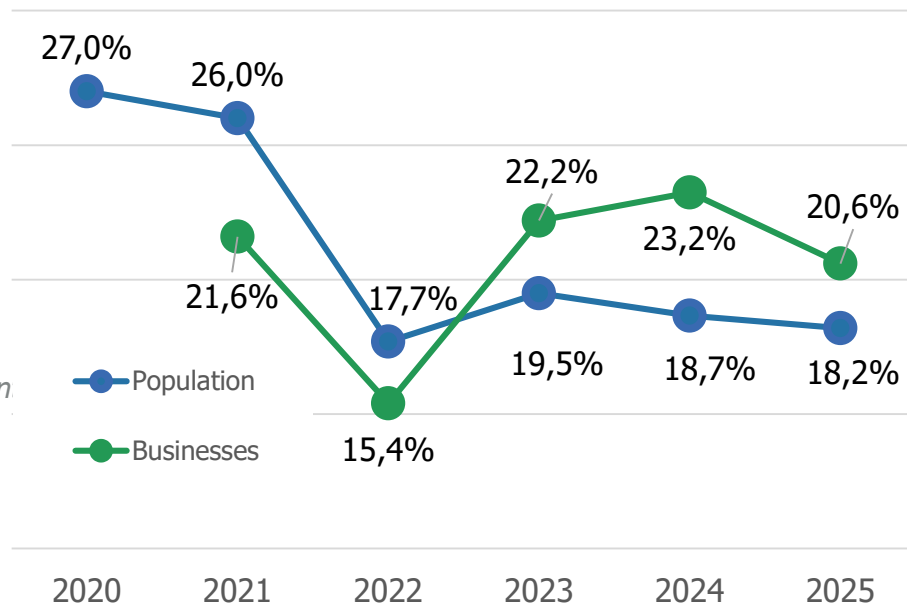
## Indicator 2. Share of the population/businesses that had their own corruption experience

Direct question about the respondents' self-assessment of their involvement in corruption:

*Whether they have encountered corruption (given or been asked to give a bribe, used connections, etc.) in the last 12 months, either personally or by family members (or employees of the enterprise in its interests in the business survey)*

**Population and businesses: no changes in 2025**

*The results attached to this indicator reflect the self-perception of corruption experience by the population/entrepreneurs, i.e., they are subjective and “informative” in nature and may differ from the actual assessment of their involvement in corruption (if certain situations are analyzed for the presence of a corruption component in accordance with the law)*



# Indicator 3.1. Share of the population/businesses capable of exposing corruption

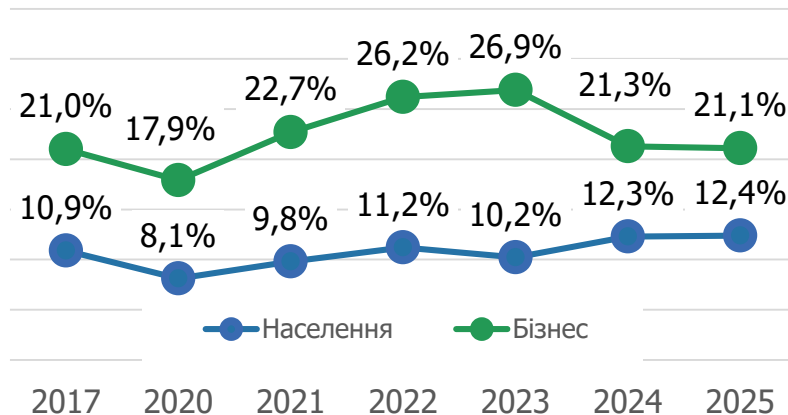
## Method of projected situations: What share of respondents choose the whistleblower model of behavior?

“Picture the following situation. You have applied to a government agency for a certificate that you urgently need to resolve a personal matter (for a business – a matter in the interests of the company). You have been told that it will take 30 days to issue it, but you need it as soon as possible. When you left the office, a random person in the corridor told you that his neighbor (acquaintance) received such a certificate the following day by paying 1,000 hryvnias to the head of the department that issues such certificates. What would you most likely do in such a situation?”

Answer options:

1. “I will wait for 30 days” ✓
2. “I would pay 1,000 hryvnias, but I don’t have the money to do so” ✗
3. “I would look for friends or relatives who would help accelerate the issuance of the certificate” ✗
4. “I would pay 1,000 hryvnias” ✗
5. «“I would report corruption to a higher-level institution” ✓
6. “I would file a report with law enforcement agencies” ✓
7. “I would contact the media (report these facts to journalists)” ✓

### Population and businesses: no changes in 2025



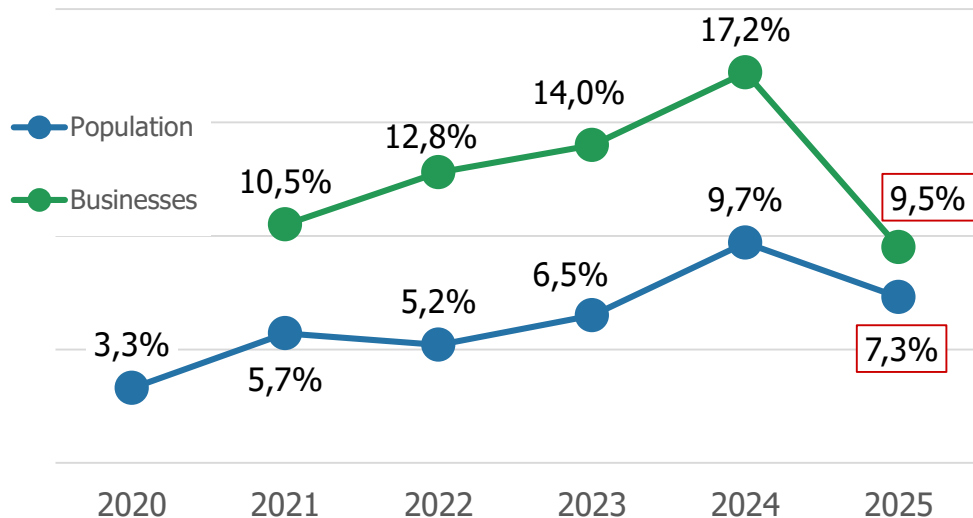
## Indicator 3.2. Share of those who reported the corruption situation to the authorities

### Direct question:

(1)\* *Have you encountered corruption during the last 12 months - i.e. have you given or been asked to give a bribe, used connections, etc.?*

*If the answer is “yes”: (2) Have you complained to the authorities or law enforcement about a corruption incident?*

**Population and businesses: decline in 2025**



\* for businesses – in the interests of the company you work for

## Indicator 4. Share of the population/businesses approving the activity of corruption whistleblowers

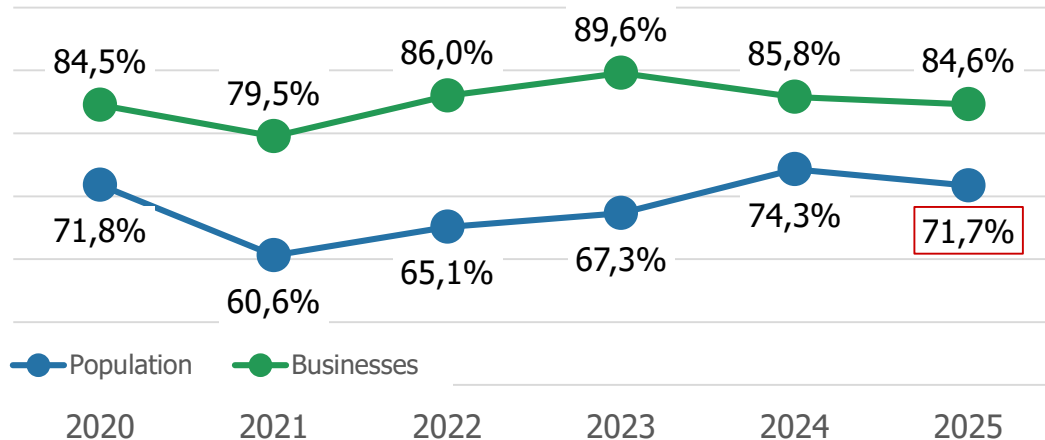
### Direct question:

*What is your attitude towards people who file complaints (reports) with the government agencies or law enforcement in connection with corruption incidents?*

Answer options:

1. Completely approve ✓
2. Rather approve ✓
3. Neutral
4. Rather disapprove
5. Completely disapprove
6. Hard to say/Refused to answer

**Population:** decline in 2025  
**Businesses:** no changes



## Indicator 5. Share of the population aware of the guarantees of legal protection for whistleblowers

### Direct question:

<i>Do citizens who report corruption incidents to the relevant authorities have such rights?</i>	Yes	No	Hard to say	
1. The right to free legal assistance in connection with the protection of their rights	✓			
2. The right to a paid vacation during the period of examination of the report on a corruption incident, but not more than 30 days		✓	<b>Indicator 5 = the share of respondents who correctly answered at least 5 questions (more than one half)</b>	
3. The right to a monetary reward in the instances prescribed by law	✓			
4. The right to receive information from law enforcement agencies on the results of pretrial investigations into all crimes committed by the same person against whom the corruption report was filed		✓		
5. The right to immediate reinstatement in their previous job (position) if they had been dismissed from work after reporting potential incidents of corruption or corruption-related offenses	✓			2021: 13,4%
6. The right to protection of the residence by law enforcement, regardless of whether or not threats to the life and health of the whistleblower have been made, from the time when the corruption incident was reported		✓		2022: 17,7%
7. The right to reimbursement of legal fees in connection with the protection of the person's rights as a whistleblower	✓		2023: 16,1%	
8. The right to be transferred at their own request to another equivalent position (job) with the institution (establishment) where they work		✓	2024: 16,8%	
			2025: 16,9%	




Funded by  
the European Union



# CONCLUSIONS

---



# Indicators of perception of corruption and corruption experience

Corruption remains the **second most pressing issue** for Ukraine's population (after Russia's armed aggression): **72.2%** consider corruption to be a *very serious* problem.

- ✓ Among *entrepreneurs*, **65%** of respondents rate corruption as a *very serious* problem; in terms of this indicator, it shares second place with the problem of population migration from Ukraine (66.9%). This indicator has decreased significantly compared to 2024 in both audiences (by 7.2 percentage points and 11 percentage points among the population and businesses, respectively).

- ✓ **89.7%** of the *population* and **75.5%** of *businesses* believe that corruption is somewhat or very **widespread** in Ukraine (1.7 p.p. and 7.6 p.p. less than in 2024, respectively). This is the first statistically significant **decline** in this indicator since 2022, following two years of growth in both audiences.

- ✓ Both audiences show an improvement in their **assessment of corruption levels** for the first time since 2022. In 2025, **65.4%** of the population (down 3.7 percentage points from 2024) and **45.8%** of business representatives (down 11.2 percentage points from 2024) note an **increase in corruption**.

# Indicators of perception of corruption and corruption experience

- ✓ For the fifth consecutive year, both the population and businesses most often place **responsibility for overcoming corruption** on the **President of Ukraine** and **his Office, parliament, and NABU**. However, both audiences have lowered their expectations of the first two institutions and at the same time raised their expectations of NABU.
- ✓ In 2025, the population's assessment of **the effectiveness of anti-corruption activities** by state bodies increased for all without exception, and among entrepreneurs – for almost all institutions.
- ✓ According to the population's assessment of **corruption**, those who receive services in the field of **construction and land relations** are most likely to encounter corruption. High levels of corruption were also recorded in the areas of **law enforcement and crime prevention**, in **higher education** and **medical institutions**, when receiving services from **energy companies**, and in the service centers of the **Ministry of Internal Affairs**.
- ✓ From a business perspective, the **construction and land relations** sector became the “leader” in the ranking of the most corrupt sectors for the first time. The indicators of corruption experienced by entrepreneurs in the areas of **law enforcement and crime prevention**, as well as when obtaining **services from energy companies**, remain high. For the first time in the entire observation period, **customs** moved from first place in the ranking of areas to fourth, followed by **state regulation and control in the field of economic activity** and **taxation**.
- ✓ **Corrupt practices** were initiated by **11.8%** of the Ukrainian population and **2.3%** of business representatives. At the same time, **19.3%** of the population and **10.3%** of businesses were involved in corrupt practices due to demands from government officials or organizations and institutions to make unofficial payments or provide services in relevant areas.

# Indicators of effectiveness of state anti-corruption policy



During 2017–2022, there was a gradual increase in the proportion of the population that has a **negative attitude toward corruption** (from 43.3% in 2017 to 57.4% in 2022). In 2023–2025, the indicator stabilized at 56–58% and stands at **58.4%** in 2025. The **share of anti-corruption-minded businesses**, after growing in 2022, also stabilized in 2023–2025 and stands at **58.4%** (i.e., identical to the indicator among the population).



The share of the population that had **personal experience of corruption** (based on their self-assessment of their involvement in corruption) is **18.2%** in 2025 (there is no significant difference from the figures for 2022–2024). The indicator stabilized in 2022–2024 (at 17–19%) after declining in 2022. In the business audience, the share of enterprises that had experienced corruption, after growing in 2023 (from 15.4% to 22.2%) and stabilizing in 2024 (23.2%), remained unchanged in 2025 at **20.6%**. For the third consecutive year, the share of business representatives who have experienced corruption exceeds the corresponding indicator among the general population.



The share of the population **willing to report** corruption increased in 2024 and stabilized in 2025: the indicator stands at **12.4%**. The business environment also saw stabilization after a decline in 2024: the share of entrepreneurs willing to report corruption stands at **21.1%**, which is in line with the 2021 level.

# Indicators of effectiveness of state anti-corruption policy

- ✓ In 2025, after a short-term increase in 2024, both audiences saw a statistically significant **decrease** in the proportion of **whistleblowers reporting corruption**. The share of entrepreneurs surveyed who reported **incidents of corruption** against them to the competent authorities was **9.5%** (a decrease of almost half compared to 2024 – 17.2%), and among the general population, it was **7.3%** (a decrease of 2.4 percentage points compared to 2024).
- ✓ The share of people who **approve of whistleblowers' activities** remains higher among the business audience than among the general population: **84.6%** and **71.7%**, respectively. At the same time, the share of this group of respondents in the general population decreased significantly in 2025 (by 2.6 percentage points compared to 2024). However, the vast majority of both the general population and the business community approve of whistleblowers.
- ✓ Only **16.9%** of the population could be considered adequately **informed about legal protections for whistleblowers** in 2025. This figure remains roughly the same between 2022 and 2025.



**Thank you for your  
attention!**